


Supplies needed for Good Talks

- ☐ Easel to hold posters
- ☐ Posters
- ☐ pointing stick of some kind
- ☐ note cards
- ☐ table cloth that matches theme or topic.
- ☐ wash cloth, apron, hair pulled back if doing food demo.
- ☐ tray to hold supplies
- ☐ Good ATTITUDE!!!!



Note Cards:

Should be just that note cards, not your whole speech written out. Use an outline form.

1. Introduction
 - A. Have you ever wondered where Hamburger comes from?
 - B. Introduce myself
 - C. Today I am going to share.....
2. Body
 - A. Beef Cuts
 - a. The wholesale cuts or primal cuts
 1. Round
 2. Loin
 3. Rib
 4. Chuck
 5. Fore Shank and Brisket
 6. Flank
 7. Short Plate
 - b. Others
 1. Ground beef
 2. Cube steak
 3. Cubes for stew and kabobs
 - B. Shopping for meat cuts
 - a. Retail cuts
 - b. Price
 - c. Date
 - C. Carcass Grades
 - a. Prime
 - b. Choice
 - c. Select
 - d. Standard
 - e. Utility

D. By products
a. Waste products


1. Hide
2. Bones
3. Hair
4. Fats

b. List by products
3. Conclusion:

Recap your talk, rename your beef cuts, hit the outlined items.

Ask for questions

Talk to the judge



Catchy Titles:

A title should catch the audience attention, can be a play on words, leaves the audience wanting to hear what you have to talk about.

You should ALWAYS have a Title Poster!

Where's the Beef? (Beef cuts, body parts, etc)

And The Winner Is... (reading awards- Caldecott, William Allen White)

What's Bugging You? (entomology)

Here a tree, There a tree (forestry)

Right on target (Shooting Sports)

The Catch of the Day (Sports fishing)

Buttons, Buttons, Buttons (Clothing or Computer Technology)

Birds of a Feather Flock Together (Wildlife -birds)

Got Milk? (Nutrition)

Got Grout? (Crafts- mosaic project)

The Purrr-fect Pet (Cat)

'Tis the Season (foods, holiday craft, gardening, etc)



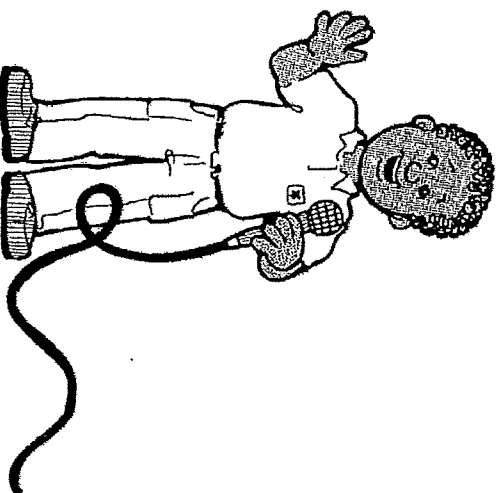
The Body – The main part of your talk.

- ☐ Use an outline form, that helps with Organization
- ☐ Talk about what you are going to talk about.
- ☐ Map out your talk
- ☐ Talk about 4-6 parts about the project
 - Example: Beef - cuts, shopping for, carcass info, by products.
 - Example: Crafts- supplies, steps, uses, display/gift



The Summary/Conclusion

- ☐ Tell what you talked about.
- ☐ Sum it up with a poem, story.
- ☐ Review supplies, steps, finished product
- ☐ So the next time you _____
- ☐ Ask for questions???



Posters with Pizzaz!

- ★ Plan them out before you make them.
- ★ Keep posters Simple, Not to much to read.
- ★ Make posters NEAT!!!!
- ★ The more senses you can touch on, the better the poster.
- ★ Posters are used to draw attention to you presentation!
- ★ Be Consistent!

Ideas to consider to give posters PIZZAZ!

- ◆ Think about 3-D posters that will add excitement.
- ◆ Think of color scheme, theme to use.
- ◆ Think about interactive posters.
- ◆ Think about borders.
- ◆ Different Textures (burlap, feathers, etc)
- ◆ Use different Font style (be careful not to use to many)

Presentation Tricks that will Keep you Organized!

- Use large size models so your audience can see
- Pre-measure all but one ingredient, show how to measure that one ingredient so that the audience knows you know how to measure.
- Place glue upside down in a glass so you don't have to wait for it to come out.
- When doing a demonstration have completed steps accomplished if there is dry time or a step takes a lot of time.
- Cover labels, as you are not promoting brand names.
- Use a tray to place all supplies on.
- Always wash your hands with a washcloth before starting a foods demonstration

Facts of a Good Presentation

- ★ Every talk should include an opening, a body and a conclusion.
- ★ Tell what you are going to talk about, talk about what you are going to talk about and tell what you talked about.
- ★ Think of a Catchy Title that will get the audience's attention.
- ★ Posters that will help give your audience a visual.
- ★ Prompt Cards, are just notes, not your whole talk written out.
- ★ No Gum, talk Loud, Make Eye contact with audience, Smile
- ★ Practice, Practice, Practice!
- ★ The Opening – Gets Attention!
 - ☐ You can use a poem that is related to your presentation
 - ☐ You can use a story that catches your audience's attention.
 - ☐ Tell about one of your own experiences.
 - ☐ Questions?
 - ☐ Use a play on words.
 - ☐ Tell what you are going to talk about.
 - ☐ Introduce yourself (name, club, how many years in project)

Walnut Creek District 4-H Club Days

Name: _____ Club: _____

(One 4-H'er per form)

Age as of Jan 1, 2006 _____ JR SR

(Jr - 7-13, Sr 14 and up)

Please enter me in the following events: Please check each one you plan to participate in. If you have a time preference please make a note.

_____ Show & Tell (7-9 yr old members and Tag-a-longs only)

_____ Jr Project talk

_____ Jr Demonstration

_____ Sr Illustrated Talk

_____ Sr Demonstration

_____ Impromptu Speech

_____ Reading

_____ Jr Instrumental Solo

_____ Type of Instrument _____

_____ Sr Instrumental Solo

_____ Type of Instrument _____

_____ Jr Vocal Solo

_____ Sr Vocal Solo

_____ Vocal Circle one: Duet Ensemble

_____ Instrumental Circle one: Duet Ensemble


_____ Dance Circle one: Individual Group

_____ Talent Circle one: Skit Play Drama

_____ Model Meeting

Talk and Demonstration Subjects

- ★ Any book report on a book read
- ★ William Allen White Award Books
- ★ Caldecott Award Books
- ★ How to find a book in the library
- ★ How to use an encyclopedia
- ★ How to use a Dictionary
- ★ Bug Identification
- ★ How we can protect our forest
- ★ where do rocks come from
- ★ Rock Identification
- ★ Sewing Box supplies
- ★ How to read a pattern
- ★ Buttons, Buttons, Buttons – Different Kind of Buttons
- ★ Different kinds of guns
- ★ Gun Safety
- ★ Birds around us
- ★ Reptiles and amphibians
- ★ endangered species
- ★ Fish ID
- ★ Fishing Supplies
- ★ How to make a fish lure
- ★ Boat Safety
- ★ Bicycle Safety
- ★ Plant ID
- ★ Battery and Bulb Electricity
- ★ How to fix a frayed extension cord
- ★ Magnet fun
- ★ Rocket parts
- ★ How to assemble a rocket



- ★ Woodworking tools
- ★ How to build a birdhouse
- ★ What should be in a first aid kit
- ★ Care of Horse hooves
- ★ Horse breeds
- ★ Parts of a Saddle
- ★ How to make a rope halter
- ★ Meat cuts
- ★ Beef Body parts
- ★ Beef Show supplies
- ★ Dairy Breeds
- ★ Sheep Breeds
- ★ Dog Breeds
- ★ Dog Agility Demonstration
- ★ Dog Showmanship
- ★ How to care for _____
- ★ Different Kinds of feathers
- ★ Eggs
- ★ Rabbit Colors
- ★ Ear notching a pig
- ★ Livestock families (bull, cow, steer)
- ★ Different kinds of fabric
- ★ How to read a care label
- ★ Different Hand stitches
- ★ How to measure for a pattern
- ★ Organizing a closet
- ★ Fashion Past, present, and Future
- ★ Cooking Utensils
- ★ How to read a food label
- ★ Food Pyramid
- ★ Different ways to store foods
- ★ How to measure food



	Instrumental Ensemble	1 group	2-10 4-H members	2 numbers
	Instrumental Solo Sr.Div. (14 & up) Jr Division (7-13)	1 per County 1 per County	1 4-H member	1 number 1 number

- ✓ Age is determined by age of 4-H members on January 1, of the current 4-H year. Sr Division 14 and older, Jr Division 13 and younger.
- ✓ Age of the oldest participant in a group will determine if the group entry is Jr or Sr group. Example: If one youth is 14 or older and the rest are 11 and younger the group will compete in the Sr. Division.
- ✓ All entries will receive a blue, red or white ribbon rating. Top 3 in each division will be ranked.
- ✓ It is the option of the agents or judges to change entries from one section to another which they deem as more appropriate based on the major theme or intent of the entry.

	Gavel Games Junior 7-13 Senior 14 & older	1 team per county	Each team consists of 4 members	20 minutes oral 20 minutes written
3. Dance	Group Dance	1 group	3 or more	1 number, 5 minutes
	Individual or Duet Dance	1 group	1 or 2	1 number, 5 minutes
4. Dramatics	Novelty (stunts, novelty, puppets, etc.)	1 individual or group	No limit	5 minutes
	One Act Play	1 group	No limit	30 minutes
	Skits	1 group	No limit	10 minutes
Section	Event	Regional Qualification	Participants	Music Numbers Required
V. Music	Chorus	1 group	11 or more 4- H members	2 numbers
	Vocal Ensemble	1 group	2-10 4-H members	2 numbers
	Vocal Solo Sr Division (14 and Up) Jr. Division (7-13)	1 per County 1 per County	1 4-H member	1 number 1 number
	Band or Orchestra	1 group	11 or more 4- H members	2 numbers

- ★ Food safety tips
- ★ Wool winding supplies
- ★ Different phases of Ceramics
- ★ My family tree
- ★ Crafts
- ★ Cultures- People around the world
- ★ Camera Parts
- ★ How to focus a photo
- ★ Different Kinds of Cameras
- ★ Camera History
- ★ Bicycle parts
- ★ How to properly hook a seatbelt
- ★ Make cookies
- ★ How to polish your shoes
- ★ How to sort laundry
- ★ How to model
- ★ How to complete your outfit
- ★ Beaded Bracelets
- ★ My _____ Project
- ★ How to align your sites



4-H Day Event Guidelines

Section	Event	Regional Quality	Participa nts	Maximum Time Allowed
1. Public Presentatio ns	Speech Sr Public Speaking (14 & over) Jr Project Talks (7-13)	2 per County 2 per County	1 only 1 only	15 minutes 7 minutes
	Demonst./ Illustrated Talk Sr Division (14&over) Jr Div. (7-13)	2 per county 2 per county	1 or 2 1 or 2	15 minutes 10 minutes
	Reading Sr Reading Jr Reading	1 per county 1 per county		15 minutes 15 minutes
	Show and tell	None allowed	Designed for 1 st and 2 nd yr members	5 minutes
	Impromptu Speaking Topic drawn 15 minutes prior	2 per county	1 only 14 or older (4-H age)	10 minutes
2. Model Meetings	Model Meetings must draw 30 minutes prior- 2 par law problems	1 per county	Any number of 4-H members plus adults	35 minutes

MODEL MEETINGS There is no limit on the number of members for a Model Meeting. All members of a 4-H club are encouraged to participate. The Model Meeting is judged on the correct parliamentary procedures used during a regular 4-H club meeting.

GAVEL GAMES This is for a team of four members. The Gavel Games tests will be developed from questions in the 4-H Day Guidelines. The composite test will be given to all gavel game participants.

MUSIC A copy of all music must be given to the judge before performing. Chorus: A chorus may be composed of 16 or more members from one club or it may be a composite group from more than one club. Each chorus performs two numbers of their choosing. Vocal Ensemble May be composed of 2 to 15 members. Each group will perform two numbers of their choosing. Vocal Solo Participant will sing one number

Orchestra-Band Groups may be composed of 16 or more members. Each group will play two numbers of their choosing. Instrumental Solo Participant will play one number

DANCE Classical/Traditional Includes tap, ballet, jazz, polka, country Modern This includes pom-pom, hip-hop, modern jazz, gymnastics, tumbling Group This includes any style

DRAMA One Act Plays Entries are limited strictly to one-act plays. Only one set is allowed Skit Original plays or skit written by 4-H members, any size of group may participate. Should not exceed 15 minutes. Readings This may be a musical, dramatic, interpretive, humorous, or other type of reading. The presentation should be one that can be done in 5 minutes or less. Other Talent This is a miscellaneous grouping that may include talent such as novelty numbers, stunts, pantomime, puppets, marionettes, ventriloquist acts, or other types of talent. May be an individual or a group.

An entry must receive a first blue or above at County Club days to be eligible for Regional Club Days. County Club Days are held in January with Regionals in February.

TYPES OF PRESENTATIONS FOR MEETING PROGRAMS AND CLUB DAYS

4-H members are expected to give project talks, illustrated talks or demonstrations after they have completed their first year. As 4-H'ers get older they may give a public speech.

SHOW & TELL is for first or second year members in grades 1 to 4. They bring something that they have made or done in 4-H and talk about it for no more than 3 minutes.

PROJECT TALK tells about a specific project and the 4-H'ers experience in that project.

ILLUSTRATED TALK tells how to do something using posters or visual aids and a finished product may or may not be available.

DEMONSTRATION shows how to do something by actually doing it and a finished product should be available.

PUBLIC SPEECH is intended to assist older, more experienced members to further develop confidence and skill in speaking before an audience. In public speaking, members may speak on any topic of their interest. Visuals may be used.

Talking about your steer would be a project talk. Telling how to select a steer using a chart and identifying the points to consider would be an illustrated talk. Making a show halter would be a demonstration. Talking about the total beef industry would be a public speech.

EXTEMPORANEOUS SPEECH is one in which no prior preparation is done. A topic is drawn and the 4-H'er has 10-15 minutes in which to compile a speech on that topic. The speech is then given is 10 minutes or less.

TYPES OF PRESENTATIONS FOR MEETING PROGRAMS AND CLUB DAYS

4-H members are expected to give project talks, illustrated talks or demonstrations after they have completed their first year. As 4-H'ers get older they may give a public speech.

SHOW & TELL is for first or second year members in grades 1 to 4. They bring something that they have made or done in 4-H and talk about it for no more than 3 minutes.

PROJECT TALK tells about a specific project and the 4-H'ers experience in that project.

ILLUSTRATED TALK tells how to do something using posters or visual aids and a finished product may or may not be available.

DEMONSTRATION shows how to do something by actually doing it and a finished product should be available.

PUBLIC SPEECH is intended to assist older, more experienced members to further develop confidence and skill in speaking before an audience. In public speaking, members may speak on any topic of their interest. Visuals may be used.

Talking about your steer would be a project talk. Telling how to select a steer using a chart and identifying the points to consider would be an illustrated talk. Making a show halter would be a demonstration. Talking about the total beef industry would be a public speech.

EXTEMPORANEOUS SPEECH is one in which no prior preparation is done. A topic is drawn and the 4-H'er has 10-15 minutes in which to compile a speech on that topic. The speech is then given is 10 minutes or less.

OTHER CLUB DAY ACTIVITIES

Model Meetings There is no limit on the number of members for a Model Meeting. All members of a 4-H club are encouraged to participate. The Model Meeting is judged on the correct parliamentary procedures used during a regular 4-H club meeting.

Gavel Games This is for a team of four members. The Gavel Games tests will be developed from questions in the 4-H Day Guidelines. The composite test will be given to all gavel game participants.

Music A copy of all music must be given to the judge before performing.

Chorus: A chorus may be composed of 16 or more members from one club or it may be a composite group from more than one club. Each chorus performs two numbers of their choosing.

Vocal Ensemble May be composed of 2 to 15 members. Each group will perform two numbers of their choosing.

Vocal Solo Participant will sing one number

Orchestra-Band Groups may be composed of 16 or more members.

Each group will play two numbers of their choosing.

Instrumental Solo Participant will play one number

Dance

Classical/Traditional Includes tap, ballet, jazz, polka, country

Modern This includes pom-pom, hip-hop, modern jazz, gymnastics, tumbling

Group This includes any style

Drama

One Act Plays Entries are limited strictly to one-act plays. Only one set is allowed

Skit Original plays or skit written by 4-H members, any size of group may participate. Should not exceed 15 minutes.

Readings This may be a musical, dramatic, interpretive, humorous, or other type of reading. The presentation should be one that can be done in 5 minutes or less.

Other Talent This is a miscellaneous grouping that may include talent such as novelty numbers, stunts, pantomime, puppets, marionettes, ventriloquist acts, or other types of talent. May be an individual or a group.

An entry must receive a first blue or above at County Club days to be eligible for Regional Club Days. County Club Days are held in January with Regionals in February.