

2024 FAIR SCHEDULE

Each night of Fair 4H Building closes at 10:00

Thursday—Saturday Games and Fair Rides open at 7:00

Saturday, July 13

8:00am 4H/Open Class Horse Show

Monday, July 15

9:00am Clothing Construction judging, Shopping in Style modeling.

Wednesday, July 17

8 -9:00am Check in all indoor exhibits (4H & Open Class)
9:00am Consultation Judging on 4-H & Open class Exhibits.
3:00pm 4H Building opens to public
4:00pm Livestock weigh in
6:30pm Ice Cream Social/Open Barn
7:00pm 4H Showcase
7:30pm Lawn Mower Races, grassy area south of arena
10:00pm 4H Building Close

Thursday, July 18

9:00am Rabbit, Poultry, Hand Pets, and Dogs judging
5:00pm 4H Concession stand open
5:30pm 4H Beef Show
5:30pm Food Vendors open
6:15-6:45pm Pedal Pull Registration
7:00pm Kids Pedal Pull
7:00pm Frosty Flavors Open
8:00pm Farm Olympics, at the Beef Barn

Friday, July 19

8:00am 4H Swine Show
9:00am 4H Building opens to the public
10:30am Sheep show. Goats immediately following sheep
11:00am-1:00pm Free Hamburger Lunch
5:00pm 4H Concession stand open
5:30pm Food Vendors open
6:30pm 4H Building Closed during parade
6:30pm Parade line up on Eagle Street,
7:00pm Parade begins, after parade—Food Vendors open
7:00pm Midnight -Lions Club Beer Garden Open
8:00pm KPRA Rodeo
8:00pm Corn Hole Tournament, grassy area south of arena
9:00pm-12:30pm Tyler Byrd and Hunter Dale Free Dance

Saturday, July 20

9:00am Round Robin & Old Goat Showmanship
9:00am Mud Volleyball
2:00pm 4H Award Ceremony in 4H Building
4:30pm Livestock Sale at the Morton Building
5:00pm 4H Concession stand open
5:30pm Food Vendors open
7:00pm **ALL EXHIBITS** can be removed from 4H building
7:00pm Food Vendors open
8:00pm KPRA Rodeo
10:00pm Fireworks Display (weather permitting)

Sunday, July 23

Noon-7pm Exhibits can be removed from 4H Building
7:00pm Fair Clean up



Welcome to the 2024 Lane County Fair

"Catch the Fair Bug" is the 2024 Fair Theme.
Fair dates are July 17-20.

We are recognizing Mark West as the 2024 Parade Grand Marshal. Mark has been a long time supporter of the 4H Program and of the Fair. You will find the write up on Mark on page 8 of the fair book.

There will be two nights of KPRA rodeo organized by Jeff Wells and Reuben Zimmerman. The rodeo will be Friday and Saturday evenings starting at 8:00pm.

We will be adding Lawn Mower Races, Wednesday, July 18 at 7:30pm to the 2024 Fair events sponsored by the Fair Board. See page 15 for details. We will also have the Farm Olympics, the Corn Hole Tournament and the Ugly Pick Up Contest events again this year.

Mud Volleyball will be held Saturday, July 20 starting at 9:00am. The Dighton High School Student Council will be sponsoring the Mud Volleyball event this year. The deadline for registration to sign up your Mud Volleyball team will be Wednesday, July 17 to Jen Ebright, Student Council Sponsor. Her phone number is 620-521-6409.

We are planning to end the Fair in the usual fashion with our annual firework display at 10:00pm on Saturday, July 20. (weather conditions permitting)

The Lane County Fair Board along with the generous support of Lane County Feeders will be serving a free hamburger lunch on Friday, July 19 from 11:00am to 1:00pm under the tent at the fairgrounds.

We invite you to enjoy a grilled hamburger and the trimmings and take this opportunity to visit with friends and neighbors. ***PLEASE NOTICE THE MEAL IS BEING HELD ON A DIFFERENT DAY AND AT A DIFFERENT TIME THAN IN PREVIOUS YEARS!**

Please be sure to come out and support the Amusement Association, the 4H members, and the Fair events taking place. We are grateful to all of you that support the Fair in so many ways! Make plans to come join us and "Catch the Fair Bug"!

Be sure to check out our Facebook page for up to the date information on all the events that will be taking place at the 2024 Fair by going to Lane County Fair; Dighton, KS.

Lane County Fair Board:

Joy Peck, Debbie Hagans, Katelyn Steffens, Cortnie Price, Seth Shapland and Katie Riffle.



**LUXOR
APARTMENTS
620-397-2656**

We hope you enjoy
the
Lane County Fair



2024 FAIR SCHEDULE

Friday, July 12

6:00 p.m. Fair Set up

Saturday, July 13

8:00am 4H/Open Class Horse Show

Monday, July 15

9:00am Clothing Construction judging, then modeling followed by Shopping in Style modeling (Buymanship) . Location: First Christian Church

Wednesday, July 17

8 -9:00am

Check in all indoor exhibits (4H & Open Class)

Consultation judging of 4H exhibits and judging of Open Class exhibits. Location: 4H Building, 745 N 7th Street , Lane Co. Fairgrounds.

Check -in for largest zucchini contest

9:00am Consultation Judging on 4-H & Open class Exhibits. (NO ENTRIES ACCEPTED AFTER 9:A.M.—MAY BE EXHIBITED ONLY)

3:00pm 4H Building opens to public

4:00pm Livestock weigh in

6:30pm Ice Cream Social/Open Barn

7:00pm 4H Showcase, see page 6 for more information

7:30pm Lawn Mower Races-grassy area south side of the arena

10:00pm 4H Building Closes

Thursday, July 18

9:00am Rabbit, Poultry, Hand Pets, and Dogs judging
4H Building opens to the public

5:00-10:30pm 4H Concession stand open

5:30pm 4H Beef Show

5:30-10:30pm Mi Encanto Food Truck-Araceli Perez opens

6:15-6:45pm Pedal Pull Registration-under the grandstand

7:00pm Kids Pedal Pull (sponsored by Lane Co. Farm Bureau Association and Fair Board). The Farm Bureau Association will serve free slices of cold watermelon following the conclusion of the Pedal Pull.

7:00pm Games and Amusement Rides open

7:00pm Frosty Flavors Open

8:00pm Farm Olympics—hosted by Fair Board—at the Beef Barn

10:00pm 4H Building Closes

Friday, July 19

8:00am 4H Swine Show

9:00am 4H Building opens to the public
 10:30am Sheep show. Goats immediately following sheep
 11:00am-1:00pm Free Hamburger Lunch sponsored by Lane
 County Feeders and Lane County Fair Board
 5:00-10:30 4H Concession stand open
 5:30pm-10:30pm Light of the World Church Concessions
 open, Bazine: Mi Encanto-Food Truck-Aracel Perez
 6:30pm 4H Building Closed during parade –reopens
 afterwards.
 7:00pm Parade line up on Eagle Street (Street right east
 along the football field)
 7:00pm Parade down Long Street to 7th Street to conclude
 the parade route.
 After parade—Amusement Association Games and
 Rides open. Lions Club Funnel Cakes, Frosty
 Flavors, Saddle Club stand on the Arena side
 7:00pm-Midnight –Lions Club Beer Garden Open
 8:00pm KPRA Rodeo
 8:00pm Corn Hole Tournament—hosted by Fair Board—
 south end of the amusement area.
 9:00pm-12:30pm Free Dance under the grandstand featuring
 Tyler Byrd and Hunter Dale under the grandstand.
 9:00pm **4H Building Closes**

Saturday, July 20

9:00am Round Robin Showmanship followed by Old Goat
 Showmanship
 10:00am Mud Volleyball hosted by DHS Student Council
 10:30am-1:00pm DHS Cheerleaders Pancake Feed under the
 grandstand
 2:00pm 4H Award Ceremony in 4H Building
 4:30pm Livestock Sale at the Morton Building
 (livestock will leave the buildings after the sale)
 5:00-10:30pm 4H Concession stand open
 5:30-11:00pm Concession open -Light of the World Church-
 Bazine; Mi Encanto Food Truck-Araceli Perez
 7:00pm **ALL EXHIBITS** can be removed from the 4H
 building
 7:00pm Games and Amusement rides open (wrist band night
 -rides only), Frosty Flavors open, Lions Club Funnel
 Cakes open, Lions Club Beer Garden open
 8:00pm KPRA Rodeo
 10:00pm **4-H Building Closes**
 10:00pm Fireworks Display (weather permitting)

Sunday, July 23

7:00pm Fair Clean up
 Noon-7pm 4H Building will be open for exhibits to be picked
 up.

CARTMILL FLORAL & CREATIONS

145 W Lane St.


Dighton, KS 67839

620-397-2288

cartmillfloral@yahoo.com



TABLE OF CONTENTS

Carnival Information	07	Woodworking	63
Grand Marshal	08	Geology	63
Parade	09	Visual Arts	66
Ugly Pickup Contest	09	Fiber Arts	67
Rodeo	10	Sewing & Textile Design	68
Fireworks	12	Shopping Style	69
Zucchini Contest	12	Interior Design/	
Dance	13	Architecture	70
Kids Pedal Pull	14	Miscellaneous	7
Lawn Mower Race	15	Self-Determined	71
Volleyball	16	Booths & Banners	72
Food Vendors	17	Education Exhibit Rules	73
General Rules	18		
Free Meal	19	Enjoy a nice COLD drink of water from the First Baptist Church that will be offered free of charge after the parade. They will be set up towards the north end of the amusement area.	
Farm Olympics	19		
Corn Hole Tourney	20		
4H General Rules	21		
Cookie Jar	23		
Beef	24		
Meat Goat	26		
Dairy Goat			
Swine	26	Open Class	
Sheep	27	Lane Co. Beef Show	77
Horse	28	General Rules	77
4H Livestock Sale	29	Food Nutrition	78
Dairy Cattle	30	Food Preservation	78
Round Robin	30	Creative Collections	80
Poultry	30	Hobbies	80
Rabbit	31	Quilting	80
Dog	32	Crocheting	81
Pets	34	Knitting	81
Horticulture	36	Needlepoint	82
Floral	37	Appliqué & Lace	82
Agronomy	38	Macramé & Weaving	82
Wildlife	39	Embroidery	82
Foods-Nutrition	40	Rug Making	82
Entomology	44	Clothing	83
Shooting Sports	49	Art	83
Photography	50	Photography	84
Aerospace/Rocketry	53	Plant Science	85
Robotics	54	Farm Crops	86
Ag Mechanics/Welding	55	Market Wheat Show	87
Building Block Engineering	56	Scouts	88
Astronomy	59	Booth	89
Electric & Renewable		Flowers	90
Energy	59	Geology	92
Alternative Energy	60		
Computer Science	61		
Small Engines	62		

Enjoy a nice COLD drink of water from the First Baptist Church that will be offered free of charge after the parade. They will be set up towards the north end of the amusement area.



Open Class

Lane Co. Beef Show	77
General Rules	77
Food Nutrition	78
Food Preservation	78
Creative Collections	80
Hobbies	80
Quilting	80
Crocheting	81
Knitting	81
Needlepoint	82
Appliqué & Lace	82
Macramé & Weaving	82
Embroidery	82
Rug Making	82
Clothing	83
Art	83
Photography	84
Plant Science	85
Farm Crops	86
Market Wheat Show	87
Scouts	88
Booth	89
Flowers	90
Geology	92



**4-H Showcase Night
Wednesday, July 17th
@ 7:00pm**

Join our 4-H families in the 4-H building for the fashion style review, cookie jar and grand champion food auction, 4-H bake sale, 4-H member project talks & presentations, and take a look around at all the indoor 4-H fair projects. We will end the evening with our Rocketry project members Rocket Launch (permitting there is no burn ban).



Ice Cream Social/Open Barn

We would like to invite the community out to enjoy a sweet treat while touring the new addition to the fairgrounds.

Wednesday, July 17, 2024
@ 6:30pm

Walnut Creek
Extension District

4H/Open Class Horse Show

Saturday, July 13
8:00am

All ages are welcome.
There will be no other 4-H
horse activities held during
the fair.



Frosty Flavors Shaved Ice



Owned and operated by:

The Shak
Chance & Kiesha
Zimmerman
Scott City, KS
620-214-0541

Operating hours:

Thursday, July 18	7-11pm
Friday, July 19 (after parade)	11pm
Saturday, July 20	7-11pm



JAM Time Daycare

ALEXIS PECK
620-295-0319

LANE COUNTY FAIR AMUSEMENT

JULY 17-20



COME OUT AND ENJOY THE GAMES AND RIDES.

2 NEW RIDES TO CHECK OUT THIS YEAR



**DIGHTON
HERALD
113 E. LONG
PO BOX 426
DIGHTON KS**

Emily Porter and Kim George
Editors/Owners
620-397-5347
dherald@st-tel.net

**Proud sponsors of our small
town county fair!**

TURTLE RACES FRIDAY JULY 19TH AFTER PARADE.

BRING YOUR OWN BOX-TURTLE TO RACE FOR CASH PRIZES

DONATED BY 2K CROP INSURANCE



SATURDAY NIGHT JULY 20TH

WRIST BAND NIGHT

\$15/WRISTBAND (RIDES ONLY)



**Make sure to join
our group
on Facebook.**



Scan with your camera

"Make plans to come out to the
Lane County Fair this year and
enjoy all the rides and see what new things we are
doing this year
including 2 new rides!
Lane County Amusement Association

GRAND MARSHAL MARK WEST

We are honored to name Mark West as the Grand Marsal of the 2024 Lane County Fair. Mark is a 4th generation Lane Countian who carries on the West Family tradition of service and strives "To Make the Best Better"

Mark was a charter member of the 1953 Eager Beavers 4-H Club. As a member, leader and supporter he has participated in the fair for 72 years showing pig, cattle, chickens, wheat, wood burning, flowers, antiques and more. He was a 4-H leader for many years helping our youth develop skills and acquire a sense of responsibility, initiative and self-worth foundational elements of leadership.

As a Fair Board member, his unwavering dedication and support has helped maintain and evolve this beloved community event. He's built floats, walked, ridden horseback, driven tractors/cars/trucks/antique vehicles and thrown out candy in countless parades. Mark helped build the original pig barn, grandstand arena and concessions stand; he's worked concessions, ran events booths and rides, ammounced, auctioneered, sponsored class championships, purchased 4-H projects and donated to the Lane County Fair for more than 50 years.

He's there early morning and late at night cleaning the grounds, changing light bulbs, moving tables, picking up trash, checking livestock, dragging and raking arenas, shoveling manure and laying down clean straw, painting, nailing and fixing, helping hold a feisty calf or chasing down a fleeing lamb. Mostly his "reward" has been multiple surprise sprays from the cattle wash station. A refection of his sense of humor and ability to make work enjoyable.

Marks dedication, leadership and spirit of doing has been appreciated by: Lane County Museum Board, Lane County hospital, Farm Bureau Board, United Methodist Church Board/Treasurer/Youth Leader/Committee Member, Economic Development, Lions Club (45 years), Cemetery Board, Youth for Understanding Exchange Student Representative, Lane County Country Club Men's Golf, Lane County Saddle Club, KWHA, Girls Softball Coach, Boys Baseball, Men's Softball, Co-ed Pumpkin Ball and JOY Center, to name a few.

Thank you Mark for living the creed: I pledge my head to clearer thinking, my heart to greater loyalty, my hands to larger service for my club, my community, my country and my world, (and for his family). Lane County is better off because of your efforts.

Please plan on attending the Parade on Friday, July 19 at 7:00pm and then head on out to the Fair and enjoy the rides, games, 4H and Open Class exhibits, good food, the KPRA Rodeo at 8:00pm

DIGHTON INN

620.397.5860 • dightoninn@gmail.com

215 W. Long, Dighton

- Micro/Fridge in all rooms
- Complimentary WiFi
- In room coffee maker
- Complementary Coffee & Water
- Cable TV/HBO
- New Rooms, Daily Housekeeping Service
- Wash & Fold Laundry Service Available



620-397-2407

545 W LONG
DIGHTON, KS



Services

- Chemical/Fertilizer Sales
- Soil Pulling
- Soil Sample Lab Work
- Dry Fertilizer Application
- Chemical & Liquid Application
- Sprayer Parts
- Hardware
- DeKalb, NK + Sorghum Partners Seed Sales

Contact Smoky Hill Ag

Office hours: M-F 8:00 a.m. - 5:00 p.m.

- Phone: (620) 398-2250 • Fax: (620) 398-2259
- Joss Briggs—owner
- Cara Cramer—office manager
- Brooks Wick—sales
- Eric Baalman—Sales

Located at:

97 W Hwy 4, Healy, KS • Gove Co. KS

See you at the Fair

LANE COUNTY FAIR PARADE

Theme: "Catch the Fair Bug" at the
Lane Co. Fair

Friday, July 19

Lineup: 6:30 pm

Parade: 7:00 pm

Parade Route

Assemble on South Eagle, starting at Vine Street.
Proceed north to Long Street. Turn west and continue route to 7th Street. This will end the parade.

Come and join the parade with your bikes, scooters, horses, antique cars, golf carts, floats, machinery or whatever you can design to make the parade festive! We would love to see a parade filled with variety and excitement!


UGLY PICKUP CONTEST

COME ONE, COME ALL!
SHOW LANE COUNTY YOUR UGLIEST PICKUP
RULES ARE AS FOLLOWS:
MUST DRIVE AN ACTUAL PICKUP (no wanna be's allowed)
IN THE PARADE AND THEN TO A DESIGNATED PARKING AREA AT
THE FAIRGROUNDS FOR JUDGING.
The pickup MUST make it to the fairgrounds on it's OWN or it will be
DISQUALIFIED from the CONTEST!
(we will BE watching!)

Judging will take place @ ??????????

CASH PRIZES

HEY LANE COUNTY...SHOW US WHAT YOU GOT!



Please **DO NOT** bring pickups that have already exhibited in the Ugly Pickup Contest.

10TH ANNUAL LANE COUNTY RODEO

Lane Co. Rodeo Committee
Jeff Wells

117 S Ike Rd

Dighton, KS 67839

620-397-3867

email: laneco.rodeo07242015@gmail.com

LANE COUNTY RODEO SPONSORSHIP EVENTS



KPRA RODEO

Friday, July 19 @ 8:00pm

and

Saturday, July 20 @

8:00pm

We will be having a
Clown Act
as a part of the Rodeo Fun!

To register go to <https://kansasprorodeo.com/>

Or call 785-201-7011

Call Jeff Wells for any questions

620-397-3867

Events: BB/TD/BAW/SB/SW/TR/LBR/RB/BR—\$90;

4OTR—\$130

Boot Race—7 & under

Ribbon Race—8 –12 years

Cash Prize

Junior Barrel—4-17 years of age

\$25.00 entry fee with 100% payback.

Ticket Prices

Ages: 65 & Older	\$5.00 each
13-64	\$10.00 each
12 & under	Free



Serving refreshments at
the arena stand during
the rodeo will be the
Lane County Saddle Club.

PROUD SPONSOR OF THE
LANE COUNTY FAIR

AND

LANE COUNTY 4-H PROGRAM



"MOVING FORWARD TOGETHER"

GCOOP.COM (620) 275-6161



The Wash Tub



Car Wash and Laundry Mat

300 East Long Street, Dighton, KS

620-214-0541

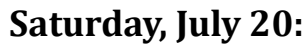
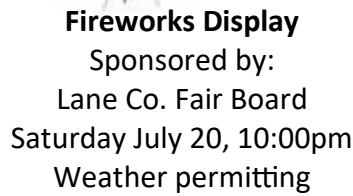
Owned & Operated By:

Chance & Kiesha Zimmerman



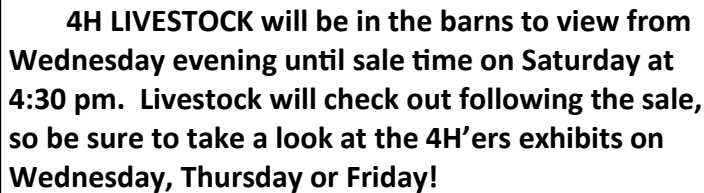
2024 Lane County Rodeo Sponsors

Jerry & Joann Riemann Quarter Horses
 Hineman Farms
 Farm Bureau, Neil Baker
 Security State Bank
 Percival Packing
 Schmalzried Farms
 1st National Bank, Scott City
 Ranger Feeders Corp
 Nu Life Market
 American Implement
 Lane County Hospital
 Lane County Conservation District
 2K-Crop
 Absolute Comfort, LLC
 Western State Bank
 J&R Car & Truck Center, LLC
 Trophy Wine & Spirits, LLC
 Lawrence & Assoc. Reality Inc
 B-K Auto, Inc. Perfect Auto Detailing
 Platinum H Insurance, LLC
 State Farm, Michael Trout
 Power Equipment & Tool Rental, LLC
 Midwest Mixer Service
 Dale E Pike, CHTD
 Panzner, Inc
 1st National Bank, Dighton
 1st State Bank, Healy
 Ehmke Seed
 Smoky Hill Ag
 Lane-Scott Electric
 Dighton Bowl & Diner
 Wash Tub
 Better Built Trailers
 State Farm Insurance, Lindsey Boese Agent
 Water Workz
 Lane County Fair Board
 CHS
 Lane County Feeders
 Rocking "M" Farm & Ranch
 Moomaw Farms
 Pete's Place
 Eric & Katelyn Steffens
 Spring Creek Hunting
 Bretz, Inc
 Crazy House
 BTI, Inc. Ness City
 G-W Oil Field Service
 Chad Speer Harvesting
 J. Unruh Trucking
 Root Spraying
 Cripple G Cattle Co
 Fairleigh Feedyard
 S & T
 Outlaw Irrigation



NOTICE

All Exhibits can be removed after 7:00pm.
This includes open class.



4-H Awards Presentations begin at 2:00 pm., which will not allow for viewing of the building exhibits after 1:00 pm that afternoon.

Horses will check in on Thursday, July 20 at 9:00am and check out at 9:00pm on Friday, July 21.



Bring your biggest zucchini for exhibit at this years Fair! Weight and Length will both be considered. Entries will be checked in on **Wednesday, July 17** from **8-9am**. At the 4-H Building. Entrants can enter more than one item. All exhibits will be judged together with cash prizes to the First, Second and Third place winners.

This contest will be handled by Walnut Creek District. The Lane County Fair Board will be sponsoring the prize money.



235 E. Pearl • Dighton
620-397-2450



Rick and Cortnie Price
155 N Hickock Rd
Dighton, KS 6783
620-397-3317



Lane Co. Saddle Club
invites you to join them
for the
8th Annual Lane Co. Rodeo

Concessions served on
the **arena side**
Friday, July 19
Opening up right after the parade
And Saturday, July 20 from
5:30-10pm



Tangles
Tuesday - Friday 9am - 5pm
620-397-2116 206 E Long
Dighton KS 67839

FREE DANCE

Come out and enjoy the
free dance with live band
Friday July 19th starting
at 9pm ending at
midnight.



Tyler Byrd & the flock
Dighton, Ks
FRIDAY JULY 19 9 p.m.

Sponsored by:

Lane County
Recreation Commission

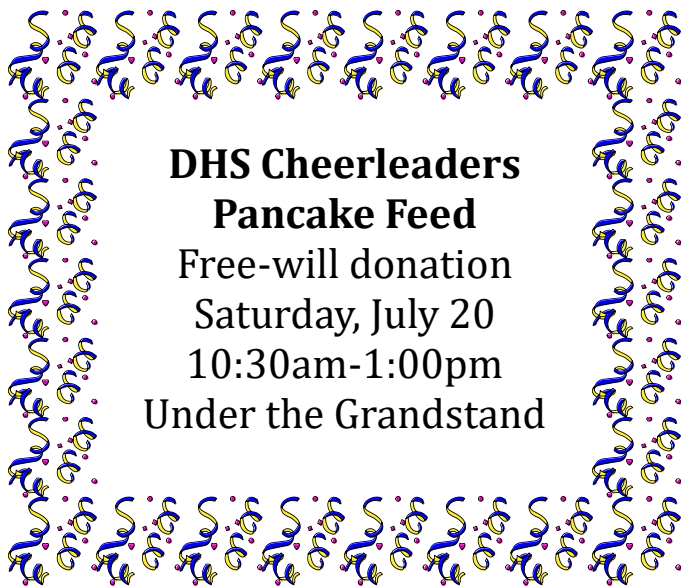
Lane County
Amusement Association

Lane County Fair Board

Lane County Fire Department

Will have a booth with car seat information and demonstrations available following the parade on Friday, July 19th.

You will find them next to the Fire House Bounce House. Stop by for information and a treat for the kids.



DHS Cheerleaders Pancake Feed

Free-will donation
Saturday, July 20
10:30am-1:00pm
Under the Grandstand

KIDS PEDAL PULL

Thursday, July 18 @ 7:00 p.m.
Registration from 6:15-6:45 p.m.
under the grandstand

The Lane County Farm Bureau Association
will serve slices of cold
watermelon at the
conclusion of the Pedal
Pull for everyone to enjoy!

Sponsored by Lane County
Farm Bureau Association
and Lane County Fair Board





Oil Company LLC

Good Luck 4-H Members!

**Enjoy the events and
entertainment at the
Lane County Fair!**

**For bulk fuel and oil deliveries call:
Kent (Homer) Shull
620-397-3175**

Serving the community since 1962

2024 Lane County Fair Lawn Mower Race Rules

**Wednesday, July 18 at 7:30 pm
(grassy area south of arena)**

1. All mowers must have blades, mower decks and baggers removed.
2. Each driver must be 14 years or older with a valid driver's license. Farm permits accepted.
3. Driver must wear helmet and eye protection.
4. Driver must wear long sleeve shirt and long pants, as well as no open toed shoes.
5. Must have a device that will kill engine if you become separated from your mower.
6. If there is anything the officials deem unsafe to the operator or other contestants, your vehicle will not pass inspection. If the infractions are not repaired, up to the official's approval, prior to closing of the check in period, your vehicle will be disqualified.
7. Officials have final say.

Stock Class Rules :

1. Must be factory lawnmower with no modifications to the engine.
2. Tires must be stock size, no aggressive tread. Up to official's discretion.
3. Must have lawn mower style seat.

Modified Class Rules :

1. Can use racing tires or more aggressive tire tread. Up to official's discretion.
2. Go cart seats allowed.
3. Allowed to run after-market parts and make modification to motor and rear of mower.

**Entry Fee : \$25 Payout : \$100 1st Place \$50
2nd Place in each class**



Mud Volleyball

9:00 am start time

Saturday, July 20

Participants 14 & above

Sponsored by: Lane County Fair Board

Hosted by: DHS Student Council

PRE-REGISTRATION is REQUIRED


By Wednesday, July 17

Jen Ebright

620-521-6409

NO LATE ENTRIES FOR TEAMS ACCEPTED

**THE FAIRGROUND SHOWERS WILL
NOT BE AVAILABLE AFTER THE
EVENT FOR USE. PLEASE PLAN
ACCORDINGLY!**



Look what we have to offer...

- **Ladies Coffee**
Each Tuesday morning at 9 a.m.
- **Competitive Pool Play**
Monday-Friday 9:00 am-5:00 pm
Two (2) pool tales to test your skill any time.
- **Morning Exercise**
Monday – Friday @ 9:00 a.m.
- **Friendship Meals** – Monday – Friday
(serving Seniors 60+)
- **“Puzzle Pieces”**
- **Internet accessibility for Seniors**
- **Monthly Blood Pressure Screening**
Local Health Department & EMS Squad
- **Nutrition Workshops**
Walnut Creek Extension District #2
- **Volunteer Entertainment**
- **Involvement with youth activities**
- **Basic Computer lessons**
(Contact center for more details)
- **Pool lessons**
(contact center for more details)
- **Card Playing**
Every Monday from 2:00-5:00 p.m.

Amenities:

Rental of our West Room/Kitchen
Access to four (8) exercise apparatus



Recognizes:

Participation in the
Annual Lane Co. Health
Fair
SWKAAA
Annual Spring Expo
MARCH for Meals

DIGHTON J.O.Y. CENTER

P.O. Box 386
144 North First Street
Dighton, KS 67839
Contact number: (620) 397-2300

Email: joycenter@st-tel.net

JOY Center Hours

Monday 9 a.m. – 5 p.m.
Tuesday – Friday 9 a.m. to 1 p.m.

LANE COUNTY HISTORICAL MUSEUM & SOCIETY



EDUCATION

Exhibits
Programs
Lectures
Tours
Demonstrations
Newsletters
Opportunities for hands-on
Learning for children of all ages

PRESERVATION

Artifacts
County records
Photo collection
Sod house

GIFT SHOP

Local authors
Local artist
Local landmark & Kansas landmark items
T-Shirts/sweaters
Toys & more

RESEARCH

Genealogy
Family history collections
Oral history tapes
Photo collection
Rural school records
Obituary books
Cemetery records
Lane County marriage license & affidavits
Lane County high school annuals & memorabilia
Newspapers on microfilm in 1880 - present
Lane County records
Township clerk books
Library
Microfilm reader/printer

ANNUAL EVENTS

Kansas day
Fall Fest
Fall tour
Lane County Cruise In
Spring Events

Lane County Historical Museum

P.O. Box 821

333 N. Main

Dighton, Kansas 67839

(620) 397-5652

Email: lchm@st-tel.net

Website: lanecountymuseum.org

Facebook: Lane County Historical Society

OPEN TUESDAY-SATURDAY 1:00 P.M. - 5:00 P.M.

FOOD VENDORS

Lane County Lions Club

(funnel cakes)

Friday, July 19, 6-10 p.m.

Saturday, July 20, 6-10 p.m.

Light of the World Church—Bazine, KS

Mexican Cuisine

Friday, July 19, 5:30-11:00pm

Saturday, July 20, 5:30-11:00pm

Lane County Saddle Club

Concession Stand

Located on the arena side

Friday, July 19- After Parade until 10:30 p.m.

Saturday, July 20, 5:30-10:30 p.m.

Lane County 4-H Concession Stand

Thursday, July 18, 5:00-10:30 p.m.

Friday, July 19, 5:00-10:30 p.m.

Saturday, July 20, 5:00-10:30 p.m.

Frosty Flavors

Thursday, July 18, 7:00-11:00pm

Friday, July 19, after parade -11:00pm

Saturday, July 20, 7:00-11:00


Mi Encanto Food Truck

by Araceli Perez

Thursday, July 18, 5:30-11:00pm

Friday, July 19, 5:30-11:00

Saturday, July 20, 5:30-11:00



LANE COUNTY FAIRBOARD GENERAL RULES

1. During all exhibitions conducted by the Lane County Fairboard, the Fairboard shall have absolute authority, control and supervision of same.
2. The Fairboard, upon its own initiative, and/or upon complaint(s) presented to the Fairboard by a 4H Leader(s) or other interested parties may, within its discretion, by a majority of vote of a quorum of a properly called Fairboard meeting, make binding determination/rulings resulting in the ejection and/or disqualification of an Exhibitor and/or Exhibit.
3. Grounds for ejection/disqualification of an Exhibitor and/or exhibit shall include, but not be limited to: Disruptive, un-sportsmanlike or other inappropriate behavior of an Exhibitor's parent(s), Guardian(s), or other representative(s); and lack of authenticity of an exhibit and all other reasonable grounds, all as determined by, and within the discretion of the Fairboard.
4. In the event of an ejection/disqualification determination, premium money shall be forfeited, and, additionally, the Fairboard may require removal of the Exhibit, the Exhibitor, the Exhibitor's parent(s), guardian(s), and/or the Exhibitor's representative(s), from the fairground premises.
5. **Premium checks WILL NOT be written for less than \$5.00, this includes both 4H and Open Classes.**


Notice:

There will be no security guards in the 4H Building. Fair Board not responsible for damaged or stolen items.



Kiley Beach
Agent

143 E. Long St. PO Box 92
Dighton, KS. 67839
bus. 620-397-5772
cell 620-397-8444
kileybeach@hotmail.com



2K Crop Co.

For all your crop insurance needs

Proud Sponsor of Lane County Rodeo



**Marilyn James
Rene' Roberts**

131 E Long

Dighton, KS 67839

620-397-5878

NO JOB IS TO LARGE OR TO SMALL

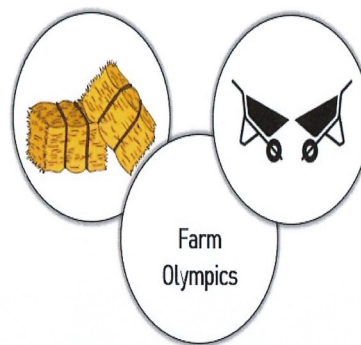
FREE FAIR MEAL

The Lane County Fair Board, along with the generous support of Lane County Feeders, Inc., will be serving a **FREE Hamburger Lunch** on Friday, July 19 from 11:00-1:00pm under the tent at the fairgrounds.



We invite you to come and enjoy a grilled hamburger and the trimmings and take this opportunity to visit with friends and neighbors, view the exhibits.

**PLEASE NOTE THE NEW DATE AND
TIME FOR THE LUNCH**



New event coming to the Lane County Free Fair
Located in the grassy area right south of the rodeo arena

**Farm Olympics.
Thursday, July 20th at 8pm**

Teams of 2 (1 boy, 1 girl)
will compete to beat the buzzer as they try **THEIR**
hand at a series of events. **Open to ages 13 and up.**
**Liability Waiver must be signed by parent or
guardian to compete.**

Course details will be released on our
Facebook page the night before.
Facebook page: **Lane County Fair; Dighton KS**

\$25 per team to enter. Payout to top 2 teams.

Contact Katelyn Steffens (785) 259-4490 to register.

Corn Hole Tournament

Friday, July 19

Starts: 8:00 pm

Cost: \$25.00 per team

Payout:

\$150.00 to winner

\$100.00 2nd place

Sponsors

Neil Baker

High Spirits Liquor

Feedlot Magazine

Hagans Cattle

Ranch

To enter call:

Debbie Hagans

785-731-6180.

Entries taken until

7:30pm, Friday, July 19



Funnel Cakes

The Lane County Lions Club will be selling
funnel cakes under the grandstand

Friday, July 19 after parade to 10 p.m.

Saturday, July 20 from 6-10 p.m.

Come out and support the Lions Club in
this fundraising event



Lane County Feeders, LLC.

16 West Road 230

Dighton, Kansas 67839



Where People Make The Difference

**Cattle Feeding At Its Finest
We Want To Buy Your Grain,
Silage And Hay.**

Give Us A Call Today!


1.800.579.3645

1.620.397.5341

email: lanecty@st-tel.net

See Us At: www.feedcattle.com

Foote Family of Companies



**Proud Supporters of 4-H and the
Lane County Fair**

EhmkeSeed

Your premier wheat, triticale and rye seed
dealer in western Kansas



74 West Rd 130
Healy, Kansas 67850
620-397-2350

Email: vlehmk@st-tel.net
Website: <https://ehmkeseed.com/>

4H GENERAL RULES

1. Each member is expected to enter at least one exhibit in the County Fair.
2. Only state fair blue and purple ribbons may enter state fair competition (See State Fair book).
3. **ALL STATE FAIR ENTRIES WILL BE MADE WITH THE EXTENSION OFFICE THE WEEK FOLLOWING THE COUNTY FAIR.**
4. Anyone interfering with a judge's decision will automatically disqualify the entry in question. Judges comments shall be placed on entry cards.
5. All members must own project. Members may exhibit only items for projects in which they are enrolled.
6. The 4H Building will be open to view the exhibits as follows: Wednesday, 3:00—9:00 pm, Thursday and Friday from 9:00am—9:00 pm and Saturday 9:00am to 7:00pm. The building will be closed during judging on Wednesday and Friday, during the parade.
7. Except for booths, and cookie jars, classes will be rated on a point system. At the end of the fair, the total points by all 4H members will be divided into the total prize money and the value of each point will be determined and each contestant's premium check will be figured accordingly. Premium will include: Horse, Poultry & Rabbits. No Livestock (Beef, Sheep, Swine, and Goats).

POINT SYSTEM

- | | |
|----------------|----------|
| Purple or blue | 3 points |
| Red | 2 points |
| White | 1 points |
8. Judging will be done by age not experience in all projects.
 9. Cards with colored stickers will be given out during the fair rather than ribbons. These can be redeemed at the Extension office for ribbons for those who request them. Grand Champion and Reserve Grand Champion ribbons will still be given out and displayed at the fair.
 10. Any exhibit that is brought in for judging, but the exhibitor chooses not to have it displayed, will receive only a ribbon award but no premium.
 11. **All** classes will be divided in Junior and Senior as stated by the Class number followed by "A" for Junior or "B" for Senior. there will be **NO** levels in Foods, Photography and Clothing.
 12. If a child is not available for consultation judging parents can bring projects in but will not be allowed to answer questions or be present for judging. Superintendent will be available to write comments.
 13. 4-H & FFA members must meet the member in good standings requirements to participate in food and livestock sale.

APPEALS

Lane County Fair Appeal Committee Members

- Lane Co. 4H Council will select 3 members that represent all the 4H Clubs
- Lane Co. Fairboard will select one member.

Purpose of Committee

All issues will be handled as normal during the fair. The steps will be the superintendent first and then the agent. The superintendent and agent have the option to discuss issue with the appropriate fair committee. The Appeal Committee will discuss issues that have not been resolved by the appropriate superintendent and/or agent's this committee's decision will be final.

Guidelines for the Committee

1. The committee will need to have the issue presented to them in writing.
2. This appeal process can not stop any planned fair activity. The committee will need to have time to allow the members to get together.
3. If a member or members of the committee are involved in the issue, then the clubs will need to find/appoint another representative.
4. The committee will base decisions on guidelines of rules pertaining to the area of the fair. Information that has been sent or given to all families and the committee will need to visit parties involved.
5. Depending on the issue or the timing, the committee's decision may not have an effect on this year's fair.
6. This committee needs to realize that their decision will affect all 4H members.

EXTENSION PERSONNEL

Lacey Noterman, Agriculture and Natural Resources Agent
Robyn Trussel, 4H & Youth Development Agent
Jared Petersilie, Ag and Animal Science Agent
Kristen Schmidt, Family Consumer Wellness Agent
Donnis Maughlin, Office Professional
Chelsey Shapland, 4H Program Assistant



High Spirits Liquor, LLC

805 E. Long
Dighton, Ks 67839

Charley Maughlin

Owner

620-397-5389

Thanks for shopping your locally owned
liquor store

Lindsey Boese State Farm Agent

123 N Pennsylvania Avenue
Ness City, KS 67560
(785) 798-2513
www.lindseyboese.com

We'd Love Your Feedback
Click to Leave Us a Review!



It's your future. Let's protect it.®

Neil Baker, Agent
Neil.Baker@fbfs.com
620.214.3571 | cell

Alan Berndt, Sales Associate
Alan.Berndt@fbfs.com
620.397.1838 | cell

Sara Bradford, Sales Associate
Brandee Berndt, Sales Associate

127 S. Lane, PO Box 728
Dighton, KS 67839
620.397.5345

1315 Main St.
Scott City, KS 67871
620.872.7226



Auto | Home | Life | Annuities | Business | Farm & Ranch

Farm Bureau Property & Casualty Insurance Company,* Western Agricultural Insurance Company,* Farm Bureau Life Insurance Company**West Des Moines, IA. Individual must be licensed with issuing company to offer insurance products.
*Company providers of Farm Bureau Financial Services. PR-SMA (1-23)



**Automotive Repair Shop
And
Convenience Store**

Offering a Full Menu including
American Classics & Breakfast,
Daily Lunch Specials.

1002 N Dodge Rd
Healy, KS 67850
620-398-2300
sales@healyoil.com



COOKIE JAR CONTEST—

Sponsored by 4H Council
Junior Division 7-13 years
Senior Division 14-18 years

1. Wide mouth glass or plastic gallon jar or three pound coffee can.
2. Decorated in a 4H theme (anything pertaining to 4H), can use slogan if desired.
3. Container must be completely full with 5 different kinds of cookies made from scratch (Bar, Date, Oatmeal, etc.)
4. Container must contain a list of cookies on inside lid, i.e. "Oatmeal, Chocolate chip, etc."
5. Containers must be able to be opened and cookies will be judged.
6. Cookie jars will be judged on the following:

Slogan	25%
Decoration	25%
Qualities of cookies	50%

 (10% possible for each kind of cookie, making up 50%)
7. Grand Champion Cookie Jar will be given away. One from each division.
8. Enter cookie jars on the fair entry forms.
9. All containers except two will be auctioned off. Money will go to 4H Council.
10. All cookies should be individually wrapped. Bring one of each kind of cookie in a box and identify.
11. Food stickers should be placed on the bottom of cookie jar.
12. Recipes should be included for judging purposes.
13. Premiums:

Grand Champion	\$30.00
Reserve Grand Champion	\$27.50
Blue	\$25.00
Red	\$22.50
White	\$20.00
13. Only cookie jar leader, 4H member and judge can be there for the judging. **NO PARENTS ALLOWED.**
14. Tag-a-longs can do Cookie Jars but will not be eligible for a grand or reserve prize. The jars can sell but money will go to 4H Council.


LIVESTOCK


- a. 4-H members must show their own 4H livestock in showmanship.
- b. A Grand and Reserve Grand will be chosen in junior and senior showmanship.
- c. All exhibitors must show their own animals unless they have two animals in the same class, then another Lane Co. 4H member can assist.
- e. In all livestock species the Peewee and Open Class Showmanship will be held after all other showmanship classes.
No outside help allowed with fitting/showing in every species. Only Lane County 4H families and project leaders will be allowed to help with fitting of livestock at the fair.
- f. All livestock members that are showing breeding or market animals, or plan to have animals as part of the livestock premium sale, will need to complete and age appropriate YQCA (Youth for the Quality Care of Animals) class either in person or online before July 1 of the current year.
- g. All animals are subject to examination by the Exhibition staff or their representatives and shall be free of clinical signs of infectious or contagious disease.
- h. Feed and bedding for livestock will be furnished by the exhibitor.
- i. Stall cards must be displayed with all animals.
- j. The livestock fund will only be used to compensate for livestock that dies at the Lane County Fair.
- k. Average daily gain, total gain and cost of gain will be computed on each marketing animal on display. Please note that each exhibitor is responsible for card display during the fair.
- l. Under Kansas Law, there is no liability for an injury to or death of a participant in domestic animal activities resulting from the inherent risks of domestic animal activities, pursuant to Section 1 through 4 of KSA 60-208. You are assuming the risk of participating in this domestic animal activity.

BEEF —Justin & Chelsey Shapland; Jarret Shapland

- a. Calves must be permanently tagged and weighed by Extension staff at least 120 days prior to the fair at the official weigh in. At weigh-in animals intended to be shown in the halter market beef class must be halter broke to lead across the scales and into grooming chute to be tagged.
- b. Heifer and breed cows shown in breed classes must have a copy of their registration papers turned into the Extension office by May 1. Registrations must be in the 4-Hers name or family name.

EAT MORE BEEF!





COW-CALF | STOCKER | FEEDLOT HIGHLIGHTS

Wishing everyone a successful Fair Week



Community. Service. Quality. We get it.

Hometown Healthcare *You Can Trust*

We Offer:

- 24/7 Emergency Department
- Acute & Swing Bed Inpatient Services
- Observation Services
- Laboratory
- Imaging
- Occupational & Physical Therapy
- Rural Health Clinic
- Podiatry (Monthly)
- Mammograms (Every 6 weeks)
- Bone Density Scan (Every 6 weeks)
- MRI & Ultrasound (Weekly)

Contact Us

Hospital Phone: 620-397-5321

Clinic Appointments: 620-397-5316



Partnering with the American Breast Cancer
Foundation to better serve Southwestern
Kansas residents.

- c. Classes will be divided at the discretion of the beef committee.
- d. No intact males over one (1) year of age may be shown.
- e. Market beef not weighed in at weight-in will not be eligible for the rate of gain award.
- f. No water or feed tubs are to be left unattended in the stalls in the beef barn.
- g. Animals must be tied in the barn from noon to 9:00 p.m.
- h. All show cattle will be broke to lead and manageable. If the beef committee determines they are not manageable they are to be removed from the grounds and will not be sold through the premium sale. This will be at the discretion of the beef committee. You may put a disqualified steer on the truck and sell it on grade and yield basis if you wish.
- i. The 1st and 2nd blue ribbon placing of each class are eligible to compete for breed champion and reserve breed champion.
- j. Cattle determined by exhibition staff to have lesions of ringworm, warts or infested with mange will not be permitted to exhibit.

Commercial Beef Feeding Project

- k. Four calves may be tagged, but only three shown at the fair.
- l. Calves must be quiet and manageable subject to the discretion of the beef committee.
- m. Calves will be weighed in at the regular weigh-in 120 days prior to the fair. Must be fed at home, not a commercial feedlot.
- n. Judged on:

Rate of Gain	Interview
Live Appearance	Carcass
- o. These calves will not sell in the premium auction. There will be added premium money for this project.

Bucket Calf

- p. Only members 7-12 years of age, as of January 1 of the current year may exhibit.
- q. Limited to one entry per exhibitor.
- r. Calves must be born between January 1 and June 1 of the current year.
- s. The calf should be ear tagged with an official 4H tag and weighed by the Extension staff by June 1 of current year.
- t. Bucket calves will be judge don the owner's knowledge of the calf, its care, feeding and appearance.

Return Bucket Calf (Second Year Bucket Calf)

- u. A return bucket calf must have been shown the previous year as a bucket calf. The 4Her may be 13 years of age.
- v. The return bucket calf will be shown in the return bucket calf class based on knowledge the 4-Her has on the project. However, if the return bucket calf meets the weight requirement of 1000 pounds for market steer pounds for market heifer, the calf may be shown in its appropriate Market Beef Class as well.
- w. Return bucket calves can be used for Junior beef showmanship. project,

Beef Classes:

All breeds can be shown, list the breed on your entry form. Classes will be divided at the discretion of the beef committee.

A: Junior (7-13) B: Senior (14-18)

1. Bucket Calf
2. Return Bucket Calf
3. Prospect Steer or Prospect Market Heifer (900 lbs. or less)
4. Market Heifer
5. Market Steer
6. Breeding Heifer
7. Beef Cow and Calf
8. 7-13 year old beef showmanship
9. 14- 18 year old beef showmanship

GOAT —Stephen & Katie Riffle; Bella, Hunter, Aiden Riffle

- a. All goats must be free of any signs of sore mouth and active fungal (ringworm) infection.
- b. **All goats must be identified with an official USDA premises ID tag (Scrapie tag).**
- c. Minimum weight on all meat goats is 50lbs.
- d. Tipped horns are preferred.
- e. Meat goats shown are to have no hair longer than 3/8 inch above the hocks and knees excluding the tail. Breeding are not required to be shorn.

Classes will be split at the discretion of the goat committee.

Classes:

A: Junior (7-13) B: Senior (14-18)

6. Meat Goat
7. Junior Breeding Meat Goat kidded after Jan. 1 of current year
8. Yearling Breeding Meat Goat 1-2 years old
9. Senior Breeding Meat Goat – 2 years and older
10. 7-13 goat showmanship
11. 14-18 goat showmanship
12. Peewee goat showmanship
13. Junior Dairy Doe – kidded after Jan. 1 of current year (not in milk or not previously freshened)
14. Yearling Dairy Does – 1-2 years (not in milk or not previously freshened)
15. Senior Dairy Does 2 years and older (in milk and previously freshened)

SWINE DIVISION-Nick Noterman, Jarret Shapland, Jason Ward

- a. Pigs must be owned 90 days prior to the fair and properly identified with the Kansas 4-H tag.
- b. No bedding in the hog barn. Mats are acceptable
- c. All Breed can be shown, list the breed on your entry form. Classes will be divided at the discretion of the swine committee.
- d. Minimum weight limit for hogs is 200 pounds.

A: Junior (7-13) B: Senior (14-18)

- a. Registered gilts that show in breeding classes must have a copy of their registration papers in the Extension office by May 1. Commercial gilts will be identified by 4H ear tags at the swine weigh-in. It must be in the name of the family or farm name.



Producing Quality Seed
For Over 112 Years

- Turf and Lawn
- All Wildflowers
- Native Grass
- Habitats
- Forages & Grains
- Animal Nutrition

Whether you're developing a wildlife habitat, need seed for your lawn, wildflowers to attract local pollinators, or cash crops; we'd love to help.

1005 S Sycamore

(620) 398 2231

Healy, KS 67850

sales@sharpseed.com



Cody 620-397-3148

Reuben 620-397-3833



Caring for you and about you

105 E. Pearl Street

Dighton, KS 67839

Ph: 620-397-5778

Fax: 620-397-2990



FIRST STATE BANK
P.O. BOX 200
HEALY, KS 67850
620-398-2215



www.fsbhealy.com

Sow and Litter

- b. Pigs must be farrowed after January 1 of the current year. The exhibit must contain 3 pigs of the same litter. The exhibit must contain a mixed sex group. (Example: 2 barrows and 1 gilt or 1 barrow and 2 gilts). These animals will also be eligible to show in the market swine classes.

32. Market Swine

33. Breeding Gilt

34. Sow and litter

35. 7-13 showmanship

36. 14-18 showmanship

SHEEP — Lacey Noterman, Jarret Shapland

- The sheep committee has the right to combine classes to make the show more efficient.
- At the time of showing, all market lambs must be slick shorn with an even length of wool covering above the hock and knee (head excluded).
- Sheep must be identified with an official USDA premises ID Tag (Scrapie Tag).
- Sheep must be free of clinical signs of active fungal (ringworm) infection, including club lamb fungus and sore mouth
- Minimum weight limit for sheep is 90 pounds.

CLASSES:

A: Junior (7-13)

B: Senior (14-18)

All breeds can be shown, list the breed on your entry form.

- Market lamb
- Breeding Ewe lamb
- Yearling Breeding Ewe
- 7-13 sheep showmanship
- 14-18 sheep showmanship
- Peewee showmanship

- a. Follow rules in KS 4H Horse Show and Events book.
- b. 4H members must manage (management includes: feeding, grooming, exercising, training, stall management, etc.) and have access to the horse at least 75% of the year.
- c. Identification certificates required on all horses. Paperwork must be turned into Extension office by May 1.
- d. The age of a colt is determined as of January 1 in the year a colt is born, irrespective of what month the colt is born.
- e. Age of exhibitor is determined as of January 1 of the current year.
- f. Stallions may be shown only as weanlings.
- g. If working colts in the show ring, the colt must be exhibited by a 4H member, one attendant of 4H age may help.
- h. Any exhibitor who does not abide by fair rules will forfeit all premium ribbons or prize money.
- i. Riders shall wear Western hat, long-sleeved shirts, trousers and western boots. The use of gloves, ties, spurs and chaps shall be optional. The use of protective gear, in place of a hat, is the optional choice of the exhibitor. Western saddle and bridle are required. Tapaderos are prohibited. Horses will be ridden with a snaffle, curb, spade, half-breed bit or with a rawhide leather or rope hackamore (bosal). Bosals or nosebands are not permitted with a bit. Silver or fancy equipment will not count over good, clean, working equipment. Spurs should be dull-ended or free rowel moving. Any horse 56 inches (without shoes) and under may show in pony pleasure. If you show in pony pleasure you cannot show in another western pleasure class. All ponies in question will be measured at check-in area at all district shows. Their height will be put on the I.D. papers for the state show.
- j. Classes 55-61 are determined on horse's age. All other classes are based on exhibitor's age.
- k. Champion mare and gelding will be chosen from the top two blues in each halter class.
- l. Grand and reserve grand champion ribbons will be given to the over all top two mares and top two geldings.
- m. A comprehensive vaccination protocol is recommended, but not required by KDAH.
- n. Kansas Origin Horses—A valid VS Form 10-111 showing evidence of a negative Equine Infectious Anemia (Coggins) test conducted by a state-approved laboratory within 12 months prior to exhibition is recommended, but not required by KDAH.
- o. Halters and ropes will not be left hanging on gates.
- p. 2 year old Snaffle Bit Western Pleasure project and class is only for 14 years old and up that have filed a nomination I.D. certificate by May 1.
- q. An all around award will be given to the high point and reserve high point exhibitor in each age division.

POINTS

1. Point earning classes are 54, 62-63, 66-74.
2. Points will be accumulated on individual rider
3. Points will be determined by number of contestants in the class, with a maximum of 4 points for the class winner. Example: there are 3 riders in a reining class. First place = 3 points, Second place = 2 points, Third place = 1

ANNUAL MEETING

TUESDAY JULY 16, 2024

6:30 P.M. DINNER

7:30 P.M. MEETING

LANE COUNTY FAIRGROUNDS

MEAL PROVIDED BY:

JOHN ROSS & COMPANY

SIGNATURE CATERING

FAIR RIDES PROVIDED BY THE

LANE COUNTY AMUSEMENT ASSOCIATION

COME OUT AND HELP KICK OFF THE

START OF THE LANE COUNTY FAIR





PO Box 758—410 S High St, Dighton, KS 67839

800-407-2217/620-397-5327



SUPPORTING OUR YOUTH
THE LEADERS OF TOMORROW
www.lanescott.coop

point.

4. If there are 4 or more riders to a class, points will be: 1st = 4; 2nd = 3; 3rd = 2; 4th = 1.
5. In case of tie, both will be given recognition but a coin will be flipped for possession of the award.

CLASSES:

Classes 54, 62-63, 66-74 are divided into the following age groups:

A-Junior (7-13)

B-Senior (14-18)

- | | |
|---------------------------------|---|
| 54. Showmanship | 63. Hunt Seat Equitation |
| 55. Quarter Horse | 64. 2 year old Snaffle Bit Western Pleasure (senior members only) |
| a) Weanling Stallion | 65. 3 year old Snaffle Bit must have been entered previously in 2 year old class. |
| b) Yearling Gelding | 66. Western Pleasure Ponies 56 and under |
| c) 2 year old Gelding | 67. Western Pleasure |
| d) 3 year old and over Gelding | 68. Western Horsemanship |
| e) Weaning Filly | 69. Reining |
| f) Yearling Filly | 70. Working Ranch Horse |
| g) 2 year old Filly | 71. Trail |
| h) 3 Year old and over Mare | 72. Pole bending |
| 56. Appaloosa (a-h) | 73. Barrels |
| 57. American Saddle breed (a-h) | 74. Flag Race |
| 58. Paint (a-h) | 75. FUN CLASS |
| 59. Ponies, 56 and under (a-h) | |
| 60. Arabian (a-h) | |
| 61. Grade (a-h) | |
| 62. Hunt Seat | |

4H LIVESTOCK SALE

The 4H Livestock Sale will be Saturday at **4:30 p.m.** at the Livestock Show Barn

1. Market Sheep – Minimum weight 90 pounds
2. Market Beef – Minimum weight 1000 pounds
3. Market Hogs – Minimum weight 200 pounds
4. Meat Goats – Minimum weight 50 pounds
- a. **All livestock** regardless of weight can be shown at the fair. However, the animals must meet the minimum weight requirement to be eligible for premium bid auction.
- b. All 4-H members must enter the showmanship contest with an animal in a division they exhibited to be eligible for sale, except poultry.
- c. A maximum total of three (3) animals or pens of poultry and rabbits may be sold at the livestock auction with a maximum of two (2) animals per species.
- d. Buyers will bid a premium only on all livestock. This will be on a dollar/per head basis. The price bid is the full price paid. If a buyer wishes to purchase an animal for butcher he will pay the floor price on the show weight of the animals plus the premium bid.
- e. Only market animals will run through the sale, **absolutely no breeding animals.**
- f. **4-H & FFA members must meet the member in good standings requirements to participate in Livestock sale.**

- g. All livestock will be run through the 4-H Livestock Sale fund and 2% commission will be withheld from all animals.
- h. 4H member must turn in stamped thank you notes addressed to the buyer of their animal, and to the sponsors of all other awards and prizes they received by August 15th or money will be forfeited to 4-H Council.

DAIRY CATTLE

CLASSES:

- | | |
|--|---------------------------|
| 78. Heifer Calves
(less than 2 years) | Showmanship (ages) |
| 79. Breeding Heifers
(2 years) | 81. 7-13 |
| 80. Dairy Cows
(2 years or older) | 82. 14 –18 |
| | 83. Peewee Showmanship |

ROUND ROBIN SHOWMANSHIP

Saturday, at 9:00 a.m.

Pre-entries due by 8:30 a.m.

- a. A separate judge will be hired for this event.
- b. Round Robin is open to any youth 7-18 years of age as of January 1st of the current year.
- c. Juniors will show bucket calves in the beef division.
- d. May or may not be a Lane County resident.
- d. Participants do not need to be in the livestock project to enter. Beef, sheep, goats and swine will all be showed, you must show all four species.
- e. All participants must have closed toed shoes to enter.
- f. Follow same rules as fair book. Judges decision is final.

CLASSES

- 89. Junior (7-13)
- 90. Senior (14-18)
- 91. Pee Wee (6 and under)
- 92. Adult

POULTRY —

- a. Kansas Origin Poultry. Kansas continues its designation as a Pullorum-Typhoid (P-T) Clean state. All poultry (except waterfowl) are required to show proof of being PT clean by one of the following: Originate from a certified U.S. Pullorum-Typhoid clean flock. Test negative on a P-T test within 90 days of exhibition.
- b. Champion and reserve champion ribbons will be awarded in each class and overall grand champion and reserve grand champion will be awarded.
- c. All poultry (including waterfowl) to be owned by 4Hmember 60 days prior to fair.
- d. All exhibitors must show their own animals and be present when the individual classes are judged

CLASSES

A: Junior (7-13)

B: Senior (14-18)

- 96. All standard laying breeds (Pen of 1, either sex)
- 97. All standard large breeds (Pen of 1, either sex)
- 98. Crossbreeds, laying (Pen of 1, either sex)
- 99. All breeds meat type poultry (Pen of 1, either sex)



COMMUNICATIONS

201 E Long
Dighton, KS 67839
620-397-2111
1-800-591-1212

Open Weekdays 8-5pm
www.sttelcom.com



L&R LAWN CARE LLC

A beautiful lawn doesn't happen by itself.

Ph: 620-397-3464
www.landrlawncare.net



Jeremy Davis

620-397-1905



100. Capons, all breeds (1 bird, either sex)
101. Turkeys, all breeds (Pen of 1, either sex)
102. Ducks, all breeds (Pen of 1, either sex)
103. Geese, all breeds (Pen of 1, either sex)
104. Bantams, all standard breeds (Pen of 1, either sex)
105. Rare or exotic breed poultry (Pen of 1, either sex)
106. Pigeons, King (Pen of 1)
107. Pigeons, Carneau (Pen of 1)
108. Pigeons, Homer (Pen of 1)
109. Pigeons, Penson (Pen of 1)
110. Ducks, Call or Bantum, all breeds (Pen of 1, either sex)

RABBIT —

- a. One Grand Champion (Best of Show) and one Reserve Champion (Best of Opposite) rabbit will be chosen in the rabbit division. Class Champion (Best of Breed) ribbons will also be awarded in each breed exhibited at the fair.
- b. Each 4H member may enter unlimited number of entries except for the meat class.
- c. A maximum of two (2) entries will be allowed in the meat pen class only. Example: meat pen of three (3) counts as one entry. Each 4H member may sell a maximum of two from the meat class at the livestock auction.
- d. Only purebred and recognized by the American Rabbit Breeders Association are eligible to go on to the State Fair. All rabbits will be judged by the ARBA Standard of Perception. Crossbred rabbits are not allowed at State Fair.
- e. All rabbits must have an ear tattoo in the LEFT ear, before being allowed to show at the Lane County Fair, except rabbits entered in the meat class and the bunnies in the Doe and Litter classes.
- f. A clean pen (cage) award will be given to the 4Hmember who keeps their rabbit pen (cage) the cleanest and rabbits cared for during the fair. Pens will be judged by an anonymous judge.
- g. All exhibitors must have ownership of their rabbits prior to June 1. All exhibitors must show their own animals and be present when the individual classes are judged. The showmanship classes will be judged first followed by the individual breed class judging. The breed classes will be judged in alphabetical order as listed.
- h. Enter rabbits in their proper breed and age class. Example: A 5 month old Mini Lop doe would be entered in class number (31B) and an 18 month old Himalayan buck would be in class number (26H).
- i. Meat pen rabbits going to state fair cannot be over 70 days of age.

Classes

118. Pre-junior Doe, under 3 months of age
119. Junior Doe, 3-6 months of age
120. Doe, 6-8 months of age Senior Doe 8months of age and older
121. Pre-junior Buck under 3 months of age Junior Buck, 3-6 months of age Buck, 6-8 months of age
122. Senior Buck, 8 months & older

Showmanship (ages)

4H age is age as of January 1 of current year

123. 7-13

124. 14-18

CLASSES

A: Junior (7-13)

B: Senior (14-18)

125. Mixed

126. Meat class: three (3) rabbits, all one recognized purebred breed. Will be judged on their meat qualities, condition and uniformity.

127. Doe and Litter: Litter must be under 5 weeks of age. Will count as one entry and must be caged together at the fair. Must be a purebred doe and litter.

DOG —Katie & Aiden Riffle

- The dog show will be conducted according to the general Rules & Regulations found in the KS 4H Dog Show Rule Book
- Members should have a certificate from a veterinarian showing the dog is current on shots. Shots: Bordetella, Distemper, Hepatitis, Parvovirus, Parainfluenza and Rabies.
- Handlers must own the dog being shown and may show only one dog per class.
- A score of 170 points or greater for Novice and higher classes or 135 points or Sub novice classes is a qualifying score with at least 50% in each exercise. This qualifying score must be earned at the Novice level or higher to qualify for the State Fair 4H dog show.
- Once a 4H'er scores 170 points or greater with the same dog under two different judges, they must advance to the next obedience level at the start of the 4H year.

Ribbon Groups

	Sub Novice	Novice
Purple	150-160	190-200
Blue	135-149.5	170-189.5
Red	120-134.5	150-169.5
White	119.5 or less	149.5 or less

- An automatic white ribbon is given if the dog fouls the ring. Effective 12-08-2001 the KS 4H Dog Care and Action Team approved the following disqualifications where NO RIBBON would be given for all classes of Showmanship, Obedience, and Agility. Dogs/handlers dismissed from ring by judge due to:
 - Dog leaving ring or out of control
 - Dog being overly aggressive
 - Handler using abusive language or unsportsmanlike conduct
 - Baiting dog whether with food or using a condition response otherwise not allowed in the show ring. This could be response to the positioning of your hands or any overuse of a body gesture.
- The obedience classes will use a 6 foot lead and slip collar. This is as of 2009 mandatory at State. Remove everyday collar and tags. Showmanship classes will use a show lead as the 6 foot training lead is not acceptable.

LIVESTOCK DONORS

Garden City Co-op

Hineman Farms

JD & Lori Erskin

Lane County Implement

Western State Bank

Flatland Garage

First National Bank

Ed & Paula Gough

Lane County Feeders

Jerry & Joann Reimann

Nu Life Market

Davis Ag

JAM Time Daycare % Alexis Peck

Eugene Shapland

Lane Scott Electric Co-op, Inc.

Habiger Farms

Lockman Genetics

Keith Shapland

American Implement

J & R Car & Truck

Gary & Janet Shapland

Anne Martin

Scott Pro

Pride Ag

Land O' Lakes

Ehmke Seed

Seth & Megan Shapland

Bretz, Inc.

GW Oilfield Service

Heritage Vet Service

Erik Steffens

First State Bank

Vance & Louise Ehmke

ASTRONOMY
Garden City Co-op, Inc.
Grand Champion Jr.

ROUND ROBIN
Stacy & Angie Lawrence
Erik & Katelyn Steffens

TOP 4-H BOY EXHIBITOR
In Memory of Ernie Kuehn

TOP 4-H GIRL EXHIBITOR
In Memory of Ernie Kuehn

- g. All dogs are to be kept on leash when not in the obedience or exercise ring.
- h. **All dog members will need dog poster to hang in the 4H building that includes: a photo of dog and 4Her, name of dog, breed of dog. Poster size minimum 11x17 maximum 22x14.**

Ribbon Groups

Showmanship	
Purple	95-100 points
Blue	90-94.5 points
Red	80-89.5 points
White	79.5 points or less

Showmanship Section

A. Junior (7-13) B. Senior (14-18)

(based on 4H members age as of January 1).

What the judge will be looking for from each dog/handler team: 30 pts

Fitting of the dog:

- a. Hair and coat, general absence of parasites, ears, eyes, toenails, and teeth Showmanship of handler: appearance of handler, grace and ease of showing. Avoids getting awkward and/or unsightly positions. Easy and smooth movement. Sportsmanship and knows about this dog's care, condition and problems. 35 pts
- c. Coordination between handler and dog: Dog's reaction to handler, general communication between dog and handler, straight and even gait, and works as a team. 35 pts

Obedience Section

- 3. Sub novice A: 1st year handler/1st year dog
- 4. Sub novice B: 2nd year or experienced handler/1st year dog or experienced dog/1st year handler
- 5. Novice
- 6. Graduate Novice
- 7. Open A
- 8. Open B
- 9. Utility A
- 10. Utility B
- 11. Agility Levels 1-3

Agility is now being offered at the state level of competition and can be offered at county fairs.

Rally Obedience Competition

- 164. Rally Level 1 is on lead and for local shows only.
- 165. Rally Level 2 (Off Lead) for 4H members 9 years of age and older, and dogs who have qualified with a blue or purple ribbon at local or multi-county shows in Level 2
- 166. Rally Level 3. For 4H members 9 years of age and older, and dogs who have qualified with blue or purple ribbons at local or multi-county shows in Level 3.

Agility

All classes will be divided into **three height divisions**.

Small: under 15"
Medium: 15-20"
Large: more than 20"

All dogs must be 12 months old or older before competing in agility. Agility 1-4 is for dogs one year and older with pre-novice or higher obedience. To go to the state fair you must have received a score of 170 points or greater at local or multi

-county competitions. These are mandatory and optional obstacles for each level.

Agility Points System

To move from agility 1 to agility 2 a team must accumulate 10 points at the state fair show. To move from agility 2 to agility 3 a team must earn 10 points at the state fair. Points will be awarded as follows: once points are earned, the team must advance to the next level.

Score for 200	10 pts
Score of 190-199.5	8 pts
Score of 180-189.5	6 pts
Score of 170-179.5	4 pts

Excess points cannot be carried over to the next level. Mandatory obstacles and optional obstacles are listed in the Dog

Classes:	Agility 1	Agility 3
	Agility 2	Agility 4

PETS —

Cats

Junior (7-13) Senior (14-18)

Classes must be designated on entry card with an “A” Junior or “B” Senior (Example: 169A)

- a. Read general rules
- b. Members should have a certificate from a veterinarian showing the cat is current on shots, and in good health.
- c. You may enter one cat per division. Each member must have his cat crated and have had their vaccinations under medical report. To make cat comfortable in the crate, there should be a litter box, water pan and something for it to lay on.
- d. Project members must enter a project poster or project notebook at the fair.
- e. Cats will be judged on cleanliness, health, disposition, and owner’s knowledge.

CLASSES

Non-registered cats

- 169. Adult cat (over 1 year)
- 170. Kitten (4 months—1 year)
- 171. Mother and Kitten

Registered cats

- 172. Adult cat (over 1 year)
- 173. Kitten (4 months—1 year)
- 174. Mother cat and kittens
- 175. Decorated crate (cat crates can be decorated as desired, but must contain a bed, litter box, water pan, food pan and toys.
- 176. Cat Educational Exhibit

WOODWORKING

- Northend Fabrications, Al Berndt
- Grand Champion Sr. Woodworking
- Lane County Hospital
- Res. Grand Champion Sr. Woodworking
- Lane County Hospital
- Grand Champion Jr. Woodworking
- Bentz & Amy
- Res. Grand Champion Jr. Woodworking

GEOLOGY

- Garden City Co-op, Inc.
- Grand Champion Jr. Geology

PHOTOGRAPHY

- Ehmke Seed
- Grand Champion Sr. Photography
- Jason Ward
- Res. Grand Champion Sr. Photography
- Derek & Savannah Moomaw
- Grand Champion Jr. Photography
- Jim & Robyn Trussel
- Res. Grand Champion Jr. Photography

MISCILLANEOUS

- Garden City Co-op, Inc.
- Grand Champion Sr. Misc.
- Lane Scott Electric Co-op, Inc.
- Res. Grand Champion Jr. Misc.

VISUAL ARTS

- Kent & Gayle Bowden
- Grand Champion Sr. Visual Arts
- Root Spraying Service, Inc.
- Res. Grand Champion Sr. Visual Arts
- First Baptist Church
- Grand Champion Jr. Visual Arts
- Dighton Lions Club
- Res. Grand Champion Jr. Visual Arts

HORTICULTURE & LANDSCAPE DESIGN

- Stan & Gloria Bray
- Grand Champion Jr.
- Garden City Co-op, Inc.
- Reserve Grand Champion Jr.

AGRONOMY

- Stan & Gloria Bray
- Grand Champion Jr.

SMALL ENGINES

- Garden City Co-op, Inc.
- Grand Champion Sr.
- Lane Scott Electric Co-op, Inc.
- Grand Champion Jr.

SEWING & TEXTILE DESIGN

MJ'S Stitching & Screening
Grand Champion Jr. Sewing & Textile Design
Jean Berndt
Res. Grand Champion Jr. Sewing & Textile Design
First State Bank of Healy
Grand Champion Int. Sewing & Textile Design
Dighton Healthmart Pharmacy
Res. Grand Champion Int. Sewing & Textile Design
M.J.'s Stitching & Screening
Champion Recycle
Glenn & Rene' Roberts 4-H Family
Res. Champion Recycle

SHOPPING IN STYLE

Ella Roberts
Grand Champion Jr. Shopping in Style
Lazy J4 Cattle Company
Res. Grand Champion Jr. Shopping in Style
Shields Jayhawks
Grand Champion Int. Shopping in Style
Joy & Alexis Peck
Res. Grand Champion Int. Shopping in Style
Max & Mary Prose
Grand Champion Sr. Shopping in Style
Opal Roberts
Res. Grand Champion Sr. Shopping in Style
In Memory of Barbara Jasper
Grand Champion Frugal
MJ's Stitching & Screening
Res. Grand Champion Frugal

BUILDING BLOCK ENGINEERING

Feedlot Magazine
Grand Champion Jr.

ELECTRIC & RENEWABLE ENERGY

Lane Scott Electric, Co-op Inc.
Grand Champion Sr.
Chris & Stephanie Terhune
Grand Champion Jr.

ROBOTICS

Feedlot Magazine
Grand Champion Sr. Robotics
Root Spray Service, Inc.
Grand Champion Jr. Robotics
Jerry & Joann Riemann
Res. Grand Champion Jr. Robotics

ROCKETRY/AREOSPACE

Root Spraying Service, Inc
Grand Champion Sr.
Lane Scott Electric Co-op, Inc.
Grand Champion Jr.
Glenn & Rene' Roberts
Res. Grand Champion Jr.

CLASSES

Non-registered cats

- 169. Adult cat (over 1 year)
- 170. Kitten (4 months—1 year)
- 171. Mother and Kitten

Registered cats

- 172. Adult cat (over 1 year)
- 173. Kitten (4 months—1 year)
- 174. Mother cat and kittens
- 175. Decorated crate (cat crates can be decorated as desired, but must contain a bed, litter box, water pan, food pan and toys.
- 176. Cat Educational Exhibit

Pets

Junior (7-13)

Senior (14-18)

Classes must be designate on entry card with an "A" Junior or "B" Senior (Example 180A)

- a. Read general rules

CLASSES

- 180. Hand Pet
- 181. Aquarium Pet
- 182. Pet Educational Exhibit

Cage:		Adequate Room	10 pts
Cleanliness	15 pts	Exerciser	05 pts
Food and Water	15 pts	Growing Substance	05 pts
Health	25 pts	Activity	05 pts
Cleanliness	10 pts	Disposition	05 pts
Coat Condition	05 pts		

HORTICULTURE

Junior (7-13) Senior (14-18)

Classes must be designated on entry card with an “A” Junior or “B” Senior. (Example: 207A)

- a. Exhibits in the department need not be mature, however, an effort should be made to exhibit as mature a product as possible.
- b. Garden vegetable should be uniform, free from blemishes, average to good size, not extremely large.
- c. Vegetables should be clean
- d. Secure entry form to disposable plate or container with string or tape. Use a sturdy disposable plate, bowl or container that will support the weight of the produce.
- e. Overall Grand and Reserve Champions will be awarded in both senior and junior divisions.
- f. Fruits are eligible for State Fair.
- g. Information about exhibiting can be found at: www.ksre.ksu.edu/bookstore/pubs/c405.pdf
- h. All horticultural exhibits must be grown by exhibitor.
- i. **Limit 2 entries per class.**

VEGETABLES

Garden Display Exhibit, consists of 5 different types of fresh vegetables. The number of each type of vegetable to enter is the same number as the following individual classes, i.e., 5 tomatoes, 12 beans, 1 zucchini squash. Canned vegetables are not acceptable.

200. **Garden Display**—Each exhibitor in this class will be limited to four square feet of space. The Garden Display must be exhibited in a tray, basket or container that can be easily moved by the fair staff. Exhibit consists of five different types of fresh vegetables or fruits. Canned products and shelled vegetables are not acceptable. Only one variety of each type of vegetable or fruit may be exhibited. The numbers of the five types of vegetables or fruits to be exhibited are as follows:
Large Vegetables (one Each): Cabbage, Cantaloupe, Egg plant, Large Pumpkin, Squash, Watermelon
Medium Vegetables (Five Each): Beets, Carrots, Cucumbers, Decorative Gourds, Potatoes, Miniature Pumpkins, Okra, Onions, Peppers, Radishes, Sweet Potatoes, Tomatoes, or other similar sized vegetables
Small Vegetables (Twelve Each): Green snap beans, wax beans, English peas, or other similar sized vegetables
Small fruits (one half pint box): Strawberries, blackberries, raspberries, or other similar sized fruits.
Tree fruits (5 each): Apples, pears, peaches or similar sized fruits.
Grapes (2 bunches)
201. Small Vegetable specimen plate (12) Ex: green snap beans, cherry tomato, yellow wax beans, other small vegetables.
202. Medium vegetable specimen plate (5) Ex: cucumbers, tomatoes, beets, white onions, yellow onions, red onions, bell peppers, other peppers, okra, parsnips, radishes, turnips, sweet potatoes, red potatoes, white or

HORSE

Ed & Paula Gough
Grand Champion Gelding
Rick & Cortnie Price
Grand Champion Mare
Lane County Farm Bureau Association
Sr. Champion High Point Award
Smoky Hill Ag
Jr. Champion High Point Award
Eager Beavers
Res. Jr. Champion High Point Award

POULTRY

Bretz, Inc.
Grand Champion Poultry
Bretz, Inc.
Res. Grand Champion Poultry

RABBITS

Howard & Gina Cartmill
Grand Champion Rabbit
First State Bank of Healy
Res. Grand Champion Rabbit
Lane Scott Electric Co-op, Inc.
Sr. Grand Champion Rabbit Showmanship
Garden City Co-op, Inc.
Jr. Grand Champion Rabbit Showmanship
Galen & Arlene Doll
Clean Pen Award

PETS

Root Spraying Service, Inc.
Grand Champion Jr. Pet
Garden City Co-op, Inc.
Res. Grand Champion Jr. Pet

DOG

Root Spraying Service, Inc.
Jr. Dog Exhibitor
Tangles
Jr. Dog Exhibitor

FOODS & NUTRITION

Mary Ann McClure
Grand Champion Foods Sr.
Bretz, Inc.
Res. Grand Champion Foods Sr.
Eugene Shapland
Grand Champion Foods Jr.
Howard & Gina Cartmill
Res. Grand Champion Foods Jr.
Spring Creek FCE
Grand Champion Food Educational Exhibit
Rene Roberts
Biggest Flop Champion

2024 4-H AWARD SPONSORS

BEEF

Lane County Feeders, Inc.
Grand Champion Market Beef
Heritage Veterinary Service, Inc.
Res. Grand Champion Market Beef
Water Workz
Grand Champion Breeding Heifer
Ray Dowd
Res. Grand Champion Breeding Heifer
Stacy & Angie Lawrence
Champion Bucket Calf
Carl Roberts Family
Champion Return Bucket Calf
In Memory of Howard & Carolyn Lawrence
Top Gainer Beef
Jasper Farms, Inc.
Jr. Grand Champion Beef Showmanship

SHEEP

Garden City Co-op, Inc.
Grand Champion Market Lamb
Noterman Club Lambs
Res. Grand Champion Market Lamb
Mark & Leah Shapland
Grand Champion Breeding Ewe
2K Crop
Res. Grand Champion Breeding Ewe
Justin & Chelsey Shapland
Top Gainer Sheep
Sharp Bros. Seed Co.
Jr. Grand Champion Sheep Showmanship

WINE

Lockman Genetics
Grand Champion Market Hog
Eugene Shapland
Res. Grand Champion Market Hog
Whiting Feeds
Top Gainer Swine
Mark & Leah Shapland
Jr. Grand Champion Swine Showmanship

GOAT

Justin Whipple
Grand Champion Market Goat
Seth Shapland
Res. Grand Champion Market Goat
Jerry & Joann Riemann
Top Gainer Goat
Lane County Library
Grand Champion Jr. Goat Showmanship

Russet potatoes, carrots, miniature pumpkin, decorative gourds, or other medium vegetables.

203. Large vegetable specimen plate (1) Ex: watermelon, summer squash, winter squash, large type pumpkin, eggplant, cabbage, cantaloupe, other large vegetable.
204. Fresh culinary herbs (6) Ex: parsley, basil, dill, etc. Six Stems (or a comparable quantity) of one variety of fresh herbs must be exhibited in a disposable container of water. Dried herbs are not accepted.
205. Small fruits (one half pint box) Ex. Strawberries, blackberries raspberries, or other similar sized fruits. (If other, please include name of fruit on entry).

For Further information, consult Exhibits and Judging Fruits and Vegetables, KSU Extension Publication XC 405

FLORAL DIVISION-

CLASSES	Junior (7-13)	Senior (14-18)
---------	---------------	----------------

- a. A member may enter as many floral exhibits per class as they want
- b. Foliage is allowed in arrangement class.
- c. Horticultural entries must be grown and collected, rather than purchased and shown in appropriate container.
- d. It is suggested to those exhibiting that they replace wilted flowers each day with fresh ones so that our show will be attractive for the entire fair.
- e. Information about exhibiting can be found at www.ksre.ksu.edu/bookstore/pubs/4H826.pdf

CLASSES:

235. Garden Flower, single stem, annual
236. Garden flower, single stem, perennial
237. Flower arrangement, fresh flowers
238. Dried Flower Arrangement, no fabric or plastic material allowed.
239. Horticulture Notebooks
Shall consist of a notebook or three ring binder of written narrative describing a horticulture project such as a landscape design, landscape installation, lawn renovation, water garden, flower garden, vegetable garden, lawn mowing service, landscape maintenance business, farmer's market business, or other horticultural project. 4-hers are encouraged to include photographs, illustrations and/or landscape drawings that help explain work done by the member. Photos taken from the same location before, during and after the completion of the project are particularly helpful. Exhibitor may enter one horticulture notebook. Horticulture notebook scoring is based on the following criteria: organization and General Appearance (neat, includes title page and table of contents, original, creative, etc.) 20%, Narrative (including goals, successes, failures, etc.) 40%, General Content (subject matter, photos, maps, knowledge gained, etc.) 40%
- a. Products exhibited in this division must have been grown by the 4H member in the previous year, with the exception of soybean and edible field bean seed.

- b. Exhibits should be as mature as possible.
- c. 4H member may show one exhibit in each class.

AGRONOMY—Aiden Riffle

- d. Every entry must be identified by hybrid or variety name.
- e. Each wheat sample shall consist of one gallon re-cleaned seed. May have a 2 ½ - 3 inch in diameter cylinder placed in a glass gallon container to reduce the amount of grain to about three quarts.

CLASSES: Junior (7-13) Senior (14-18)

Corn—10 ears

- 248 White, variety or hybrid must be named
- 249 Yellow, variety or hybrid must be named
- 250 Corn: Exhibit to consist of one-gallon sample. Variety must be named.

Sorghum - 10 head

- 251 Hybrid grain sorghum hybrid must be named
- 252 Hybrid forage sorghum. Exhibit to consist of the entire plant; no roots. Hybrid must be named.
- 253 Other forage sorghums. Exhibit to consist of the entire plant; no roots. Variety must be named.

Wheat—One Gallon Sample

- 254 Soft red winter wheat. Variety or Hybrid must be named.
- 255 Hard red winter wheat. Variety or hybrid must be named.
- 256 Hard white wheat. Variety or hybrid must be named.

Sunflowers

- 257 Confectionery heads. 3 heads
- 258 Confectionery seeds in 1 gallon jar.
- 259 3 Oil seed heads.
- 260 Oil seeds in 1 gallon jar.

Other Crops

- 261 Oats: exhibit to consist of one gallon sample, variety must be named.
- 262 Barley: exhibit to consist of one gallon sample. Variety must be named.
- 263 Alfalfa: exhibit to consist of one gallon sample. Variety must be named.
- 264 Alfalfa Hay: Exhibit to consist of one flake or slice from a rectangular bale, or a 10 inch section cut from a round bale. The flake or slice should be approximately 6 inches in thickness and tied in two directions. Variety must be named.
- 265 Native Grass Hay: Ten inch flake or slice, 6 inches thick and tied in two directions.
- 266 Brome grass: Exhibit to consist of one gallon sample of seed.
- 267 Other Tame Grasses: Exhibit to consist of one gallon sample of seed.
- 268 Soybeans: Exhibit to consist of one gallon sample of seed from most recent harvest. Variety must be named.
- 269 Soybeans: Bundle of five plants from most recent harvest. Variety must be named.

GEOLOGY DIVISION

- a. Read general rules.
- b. Specimens must be collected by exhibitor.
- c. Exhibit may contain: a) fossil, minerals or rocks, b) combination of fossils, minerals or rocks.
- d. Label: a) name, fossil, minerals or rock, b) location where item was found, c) date collected.
- e. The exhibit to be judged on the following:

Label	30
Showmanship	15
Quality	30
Variety	25
- f. The overall grand champion will receive a prize.
- g. Age Divisions: **(A) 18 and below (B) 19 and above.** Please designate on entry card.

CLASSES

- 520. 15 Different rocks, minerals or fossils
- 521. 30 Different rocks, minerals or fossils
- 522. 45 Different rocks, minerals and fossils

LAPIDARY CLASSES

Lapidary classes will be judged on the following criteria:

- | | |
|------------------------------|--------|
| Workmanship and Content | 60 pts |
| Presentation and Showmanship | 30 pts |
| Accuracy of information | 10 pts |
- 4. Lapidary display at least 30 gemstones and minerals that will cut or polish. Five of the specimens must be collected by the member from the native site (not limited to KS). Polish 15 of the gemstones by tumbling. Label, giving identification of material and county where collected, or state or county of origin for non Kansas material.
 - 5. Lapidary display of at least 9 gemstones and minerals that have received lapidary treatment. Lapidary treatment may consist of tumbling, polishing an end or face, or flat lapping. Specimens must represent at least 3 different gemstones and minerals and include at least 5 cabachons of any shape or size. Five of the cabachons must be mounted. Label specimens as appropriate.
 - 6. Lapidary: silversmithing. Display 3 or more handcrafted mounts. Each mount must contain a different variety of polished stone. Both mounts and stones must be made by the exhibitor.
 - 7. Lapidary: Advanced project related to lapidary. May include special exhibit or gemstones and minerals or unique lapidary treatments (carvings, spheres, etc.).

Perennials—Section 2

- 457. Miscellaneous perennial (1" stem)
- 458. Hermorecalis (Day lily) (one stalk)
- 459. One lily any other than Day lily
- 460. One branch of flowering or fruited perennial shrub not over 24" in length

Tubers—Section 3

- 465. Dahlias
 - i. Cactus (three blooms)
 - j. Decorative (one bloom)
 - k. Pompom (three blooms)

Corm—Section 4

- 470. Gladiolus
 - l. One stalk
 - m. Collection of varieties (three stalks)

Roses—Section 5

- 475. Hybrid Tea Rose (one bloom any color)

Miscellaneous—Section 6

- | | |
|-----------------------------|-----------------------------|
| 480. Potted blooming plants | 484. Larkspur (one stalk) |
| 481. Hanging plant | 485. Delphinium (one stalk) |
| 482. Other potted plants | 486. Pansies (three stalks) |
| 483. Cannas (one stalk) | |

Wildflower s- Section 7

- | | |
|---|----------------|
| 491. Wildflowers
(one stem or stalk) | 492. Any other |
|---|----------------|

Arrangements—Section 8

(No artificial foliage, fruit, or flowers permitted. Accessories permitted in all classes).

- | | |
|--|---|
| 497. Kitchen Utensil | 506. State flower |
| 498. Buffet | 507. Patriotic |
| 499. Breakfast | 508. Sundown (using flow-
ers color of sunset or
wheat) |
| 500. Basket | 509. Favorite Container |
| 501. Formal luncheon | 510. Cup |
| 502. Of all green or green
and white, in green or
green and white con-
tainer | 511. Girl or Boy's Room |
| 503. Cup or mug | 512. Small Pitcher |
| 504. Old fashioned bouquet | 513. For Grandma |
| 505. Any other | |

- 270 Edible field beans: Exhibit to consist of one gallon sam-
ple of seed from most recent harvest.
- 271 Edible field beans: Bundle of five plants (with roots
intact) from most recent harvest.
- 272 Miscellaneous Crops: Exhibit to consist of one gallon
sample of seed or 10 heads produced from current pro-
ject. Variety must be named.
- 273 Cotton: Provide 10 open bolls, not 10 plants. Place
bolls in a bag that can breathe (not a sealed plastic bag),
so mold doesn't develop.
- 274 Corn: Exhibit to consist on one gallon sample. Variety
must be named
- 275 Cool Season Grass hay (e.g. fescue, etc.): Ten inch flake
or slice, 6 inches thick and tied in two direction. Variety
must be named.

WILDLIFE DIVISION- Ben Mann

Junior (7-13)

Senior (14-18)

- a. Types of exhibits in this division are open to educational
or creative displays, educational posters or notebooks.
Follow copyright laws as explained in the general rules
(State Fair) as you are preparing your exhibit. Take care
to select durable materials. No card table exhibits are
allowed. If the exhibit is a poster, it must not be larger
than 22"x28". If the exhibit is a display, maximum size is
a 2'x3' tri-fold display board.
- b. **EXHIBITORS MUST COMPLY WITH STATE AND FED-
ERAL LAWS.** It is illegal to possess threatened or endan-
gered wildlife, or the feathers, nests, or eggs of non-game
birds. Game birds and game animals taken legally during
an open season may be used. The use of live wild animals
in educational exhibits is prohibited.
- c. Name, county or district, age and year in project should
be in a prominent location on the exhibit.

Display/Notebook Classes

- 280. Notebook. Contents pertain to some phase, results, sto-
ry or information about the wildlife project.
- 281. Promotional Poster. Must be related to something
learned in the wildlife project (Flat poster board or
foam board no larger than 22"x28")
- 282. Educational Display. Must be directly related to the
wildlife project. Maximum tri-fold size is 3'x4'

Experimental/Other Classes

- 5403. Fish Harvesting Equipment
- 5404. Build a Fishing Rod
- 5405. Casting Target
- 5406. Wildlife Harvesting Equipment
- 5407. Inventing Wildlife/Fish Harvesting Equipment, Aid or
Accessory
- 5408. Tanned hides
- 5409. Taxidermy
- 5410. Wildlife Tracks
- 5411. Wildlife Knowledge Check
- 5412. Houses
- 5413. Feeders/Waterers

Food Preservation

- a. Read general rules.
- b. Exhibits must have been preserved since the previous year's fair and not been exhibited before.
- c. Recommended recipes and processing methods must be used. Recipes must be present. **AND** must be adjusted for altitude based on your processing location, or it will be disqualified. Processing methods that will be disqualified include: open kettle canning, oven canning, sun canning, and using electric multi cooker. Untested recipes will be disqualified for food safety reasons. Test recipe resources include:
 - K-State Research and Extension Food Preservation publications
 - Other University Extension Food Preservation publications
 - USDA Complete Guide to Home Canning, ©2015
 - So Easy to Preserve, 6th edition, The University of Georgia Cooperative Extension Service.
 - Ball® Blue Book Guide to Preserving, Edition 37
 - Ball® Complete Book of Home Preserving ©2015 and ©2020.
 - Canning mixes (i.e. Mrs. Wage's, Ball®)
 - Pectin manufacturers (i.e. SureJell, Ball®)
 - <http://www.rrc.k-state.edu/preservation/recipes/html>
 - Ball® and Kerr
- d. Alcohol is not allowed as an ingredient in food preservation entries. Entries with alcohol in the recipe will be disqualified and not be judged.
- e. Each member may enter up to two exhibits in this division, but one entry per class.
- f. Each exhibit must have the complete recipe and instructions attached with the entry card, or it will be disqualified. Recipe must include exhibitor name, recipe source, date of publication and altitude of residence. If using Mrs. Wage's or Ball mixes, indicate the date the mix was purchased.
- g. Exhibits must be sealed in clean, clear standard canning jars, with matching brand (ex: use Ball lids on Ball jars, or Kerr lids on Kerr jars, etc.) two piece lids. Do not use colored jars. Do not add fancy padded lids, fabric over wraps or cozies as they interfere with the judging process. No fancy packs unless recipe states to do so (ex: Pickled asparagus). Jars must be sealed when entered. Note: There are 12 ounce and 24 ounce canning jars available and may be used. Use pint jar process recommendations for 12 ounce jars. Use quart jar process recommendations for 24 ounce jars.
- h. Each jar exhibited must be labeled. The label must not cover brand name of jar. The label must give: Class No, Product, Altitude of Residence, Canning Method (water bath, weighted gauge or dial gauge pressure method), Process Time, Pressure (psi), date processed including month and year, Name, and County/District. Templates to make adhesive labels can be found at: <http://www.kansas4h.org/p.aspx?tabid=46>
- i. Classes 270-274 will require one jar for each class.
- j. Hole punch the entry card and use a rubber band to attach the entry card and recipe around the top of the jar.
- k. If dried food product is not a canning jar, it will be low-

2. Telegraphic method (attracting and holding attention) 10
3. Orderliness 10
4. Simplicity 10
5. Color Harmony 10
- c. Publicity connected with Extension Program 10

Total points 100

425. Family Consumer Sciences

426. Other

FLOWERS DIVISION

(This is a standard show)

- a. Competition is open to anyone in the Lane County trade area. (neighboring counties: Ness, Scott, Finney and Gove).
- b. Exhibits may be checked in from 8-9 am. Wednesday, judging will begin at 9:00 a.m.
- c. Late entries will be exhibited but not judged.
- d. Entries can be checked out between 3:30-8:30 pm Saturday.
- e. Foliage is allowed in arrangement classes.
- f. Only one entry may be made in each class by an exhibitor.
- g. Awards shall be blue-1st, red -2nd, yellow-3rd, and white for honorable mention.
- h. Horticulture entries must be grown by the exhibitor and shown in bottle or something similar.
- i. Champion ribbon will be awarded in each division to meet outstanding piece of work exhibited.
- j. It is suggested to those exhibiting that they replace wilted flowers each day with fresh ones so that our show will be attractive for the third day of the fair.
- k. Not responsible for loss or theft.
- l. Cut flowers are judged on color, form, substance, size, foliage and stem.
- m. Dried flower arrangements will be judged separately.
- n. Collection of the three or more specimens must be the same color.
- o. The overall grand champion exhibitor will receive a prize.
- p. Age Divisions: **(A) 18 and below (B) 19 and above.**

Horticulture Specimens—Annuals—Section 1

(Identical variety and uniformity of color and size to count)

- | | |
|---|--|
| 447. Cosmos (three stems or same variety) | 450. Snapdragons (three stems) |
| 448. Marigold (three stems) | 451. Zinnias (three stems) |
| a. Miniature | g. Small |
| b. Blooms up to 2" in diameter | h. Giant |
| c. Blooms over 2" in diameter | 452. Celosia (Cockscomb) (three stems) |
| 449. Petunias (three stems) | |
| d. Double ruffled | |
| e. Single ruffled | |
| f. Single | |

GIRL SCOUTS

Collections

(All Scout Divisions)

- 375. Nature
- 376. Any Collection
- 377. General Collection

Arts

(Daisy Classes 382-384)

(Brownies Classes 382-388)

(Juniors + Classes 382-400)

- 382. Ceramics
- 383. Painting
- 384. Drawing
- 385. Nature project
- 386. Holiday Decorations
- 387. Kit art work
- 388. Scrap books
- 389. Woodwork
- 390. Metal work
- 391. Jewelry
- 392. Bead work
- 393. Miscellaneous item
- 394. Needle or fancy work
- 395. Camp project
- 396. Outdoor project

- 397. Toys
- 398. Woodwork
- 399. Sculpture
- 400. Photography

Homemaking

(Brownies Classes 405-410)

Juniors + Classes 405-412)

- 405. Cookies
- 406. Candy
- 407. Cake or cupcakes
- 408. Sewing
- 409. Other article
- 410. Any article
- 411. Breads
- 412. Clothing article

General

Juniors

- 417. Gifts
- 418. Centerpiece
- 419. Holiday decoration
- 420. Miscellaneous

ered on ribbon rating. Suggested amount: 1/3-1/2 cup, or three or four pieces per exhibit. All meat jerky must be cooked to an internal temperature of 160°F before or after drying. Dried products must include the recipe and preparation steps. Jerky not heated to an internal temperature of 160°F will be disqualified and not be judged. Heating information can be found in "Dry meat Safely at Home" www.ksre.ksu.edu/bookstore/pubs/MF3173.pdf

- | | |
|-----------------------------------|-----------------------------|
| 270. Sweet Spreads, Syrups | 274. Tomato/Tomato Products |
| 271. Fruit Juices, Fruit mixtures | 275. Meats |
| 272. Low acid vegetables | 276. Miscellaneous |
| 273. Pickles and relishes | 277. Dried foods |

CLASSES: Junior (7-13)

Senior (14-18)

Food Preparation

- a. Read general rules
- b. Foods consultation judging will be Wednesday, beginning at 9:00 a.m. A judging schedule will be sent to each member. Members will bring all food exhibits at the same time.
- c. One piece from each food exhibit will be saved from the foods consultation judging. (Example: one cookie, one roll, one slice of cake.) Exhibits brought to the foods consultation judging should be properly wrapped and labeled with half of the white fair exhibit card. This exhibit card should be attached to the outside of the bag.
- d. The Overall Grand and Reserve Grand Champion food exhibits will be sold at auction during the fair.
- e. **Limit 2 entries per class.**
- f. **Miscellaneous means – does not fit in any other class and is non-perishable.**
- g. Prepare label for each exhibit, using sticker on bottom of plate, all exhibits are to be labeled for both the consultation judging & for display at the fair. Labels should contain: Name of Product, Class number, Name of Exhibitor, Address and Project in which enrolled. Please bring only number required (i.e. cupcakes (4) – only bring four).
- h. Remove all baked products from baking pans and place on your choice of plate. You will not be counted off for whatever your choice is. (Such as paper, covered cardboard, wooden cake rounds, etc.)
- i. No China or glass plates will be allowed.
- j. Molded cookies are made from dough that is rolled into a ball or a thin roll with your hands or molded into various shapes by hand. The dough can then be dipped in special mixtures, it can be baked as a ball or special then be dipped in special mixtures, it can be baked as a ball or special shape or it can be flattened with a glass or a fork. (Examples: Snickerdoodles, peanut butter cook-

BOOTH DIVISION

- a. The size of the booth spaces available will approximately be wooden 6x6 or PVC pipe 4x4.
- b. Booths need to be set up and finished by 9:00 a.m. Wednesday.
- c. Placings are as follows: Blue \$15.00, Red \$10.00, White \$5.00
- d. Non-profit only with the consent of 4H Council.
- e. Each unit will be required to label its booth giving the name of the unit and class the booth is in.
- f. Each unit is responsible for removing booth construction material.
- g. Ribbons will be awarded to all booths.
- h. Booth prizes will be given.
- i. Booths may be taken down between 8:30-9:00 pm on Saturday or 9:00-10:00 am for 4H and remaining open class exhibits.
- j. The following score card shall be used in judging Home Economics booth exhibits.
 - a) **educational value**
 - 1. Timeliness of topic 10
 - 2. Accuracy of practice demonstration approved practices 10
 - 3. Effective presentation (use of subject matter) 10
 - 4. Explanatory techniques 15
 - b) **Composition**
 - 1. Center in interest 10

- ies, bonbon cookies, Etc.).
- k. A loaf cake can be any size and can be square, rectangular or round but cannot be made in a bread loaf pan.
 - l. All unfrosted cakes must be in upright position with top crust showing except Bundt Cakes.
 - m. A layer cake is a cake with two or more layers. It can be any size and can be square, rectangular, or round.
 - n. For food safety purposes any food with custard and cream cheese type fillings and frosting flavored oils, "canned" bread or bread or cakes in a jar, "cut-fresh fruit" or food requiring refrigeration will not be accepted.
 - o. Food gift package or specialty Food Product.
No alcoholic beverages will be accepted.
A food gift package must contain at least 3 different food items, prepared by the 4H member, in a suitable container no larger than 18"x18"x18".
Prepared food items must have recipes attached with the entry. On the back of the entry card, answer the questions.
What is the intended use?
What food safety precautions were taken during and after preparation?
This entry will count as a non-perishable food product, not as an education exhibit.
 - r. A decorated food item must be a food item not a decorated box.
 - s. Exhibits should have recipe attached to the bottom of the plate. Source of recipe should appear on the recipe. Recipe card should be placed in plastic or put in envelope. Will be dropped a ribbon for not having recipe.
 - t. Pies should be brought in disposable pans.
 - u. All foods exhibited may be made from your favorite recipe or from a commercial mix.
 - v. Recipes are requested on all food exhibits or noted that it is made from a commercial mix.
 - w. Members must be 9 years of age as of January 1, of current year, to exhibit at the State Fair. Member must also receive a state fair blue or a purple at the county fair to quality to go to the state fair.
 - x. Food Gift Packages will not be sold at the Food Sale.
 - y. Food maybe made ahead and frozen.
 - z. Age groups: **Junior (7-13 Senior (14-18)** (age is determined by 4h year). Classes must be designated on entry card with a "A" for Junior or "B" Senior. Example: (293A)
 - aa. All foods must be in food quality bags or containers.
Large zip storage bags intended for clothing is not acceptable. Bags can be purchased at the Extension office.
 - bb. Bar cookie size 2"x2".
 - cc. Entries with alcohol in the recipe will be disqualified and not be judged.
 - dd. Under baked entries will be lowered one or more ribbon placing.
 - ee. **4-H & FFA members must meet the member in good standings requirements to participate in food sale.**
 - ff. Present at Bake Sale. All foods members must help with setup.

SCOUTS DIVISION

- a. Read general rules
- b. Article entered must have been made by the scout.
- c. Article must be labeled with name, age and troop number.
- d. Article must have been made after September 1 of previous year
- e. Article entered last year cannot be entered this year.
- f. Only scouts from Lane County may enter articles.
- g. The overall grand champion exhibitor will receive a prize

BOY SCOUTS—Cub Scouts CLASSES

Collections

315. Nature
316. Any collection
317. General collection

Homemaking

326. Garden Produce
327. Cookies
328. Cake or cupcakes
329. Any other food item
330. Sewing
331. Other article
332. Any article

Arts and Crafts

337. Ceramics
338. Sculpture
 - a) Wood
 - b) Wire
 - c) Clay
 - d) Other
339. Painting
 - a) Oil
 - b) Water
 - c) Acrylic
 - d) Sand
 - e) Other
340. Drawing
 - a. Pencil
 - b. Pen
 - c. Crayon
 - d. Market
 - e. Other
341. Jewelry
342. Bead work
343. Mobile
344. Collage

345. Silhouette
346. Photography
347. Camp projects
348. Wood projects
349. Pinewood Derby Car
350. Carving
 - a. Wood
 - b. Stone
 - c. Other
351. Model kits
352. Snap together
353. Cemented
354. Metalwork
355. Leather crafts
356. Lacing projects
357. Stitchery
358. Latch hook
359. Holiday decorations
(3 different holidays)
360. Electrical project
361. Costumes
362. Braiding
363. Macramé
364. Weaving
365. Mosaic
366. Fuse Beads
367. Crafts sticks
368. Toys
369. Lego construction
370. Any other item

Hay—Section 7

An exhibit shall consist of one flake or slice at least 6" & no more than 10" thick from one standard rectangular bale and tied in two directions, or a 10" section cut from a round bale. An alternative method of collecting a "Hay" sample from large round bales would be to collect a sample from a wind row and using a cardboard box approximately 18" square and 6"-10" deep, place two strings in the box, and press the hay in the box, and tie it up. Variety should be named.

CLASSES

- 298. Alfalfa
- 299. Brome
- 300. Prairie

MARKET WHEAT SHOW DIVISION

- a. All exhibits in Market Wheat Show shall consist of 5 pounds (approximately ½ gallon), grown in the current year, and shall not be from a variety or research plot.
- b. The sample must be submitted by date specified by Ag Agent.
- c. All entries must be made by variety name and exhibitor.
- d. All exhibits shall be combine run only. HAND PICKING AND/OR SCREENING IS NOT PERMITTED.
- e. A producer may enter a maximum of three different varieties per class per farm unit and be paid premiums.
- f. Quality samples from this show will be entered in the State Fair Market Wheat Show.
- g. Ribbons will be given for first, second, and third place in each class.
- h. A champion ribbon will be given for the best sample over -all.
All entries will be judged by the following criteria:

Protein	225 pts
Test weight	200 pts
Dockage	200 pts
Shrunken and Broken	100 pts
Variety	250 pts
Completeness of Crop Data Card	25 pts
Total points	1000
- j. Premiums: \$10 for class winners, \$5 for second in class and \$2 for third in class. Grand Champion \$15 and Reserve Champion \$10.

CLASSES

- 305. All Hard White Wheat Varieties
- 306. All HRW Blends
- 307. All Other Private HRW Varieties or Hybrids
- 308. All WestBred/Monsanto HRW Varieties
- 309. KSU HRW Varieties
- 310. Other Public HRW Varieties (Includes Syngenta, Agripro, etc.)

Classes
Food Preparation

Bread Machine: All levels
283. Any Item

- Cookies
All levels
- 284. No Bake (6)
 - 285. Bar (6)
 - 286. Drop (6)
 - 287. Refrigerator (6)
 - 288. Molded (6)
 - 289. Pressed (6)
 - 290. Decorated (6)

- Cakes
All levels
- 291. Unfrosted cupcakes (4)
 - 292. Microwave Cake (Bundt, layer or loaf)
 - 293. Loaf Cake, frosted or unfrosted
 - 294. Layer Cake, frosted or unfrosted
 - 295. Angel Food Cake, unfrosted, commercial mix
 - 296. Angel Food Cake, unfrosted from scratch
 - 297. Chiffon Cake, unfrosted
 - 298. Sponge cake, unfrosted
 - 299. Bundt cake, unfrosted
 - 300. Bundt Cake, glazed or frosted
 - 301. Pound Cake

Pie
Level: Senior
302. Two-crust Fruit

- Q33uick breads
All levels
- 303. Muffins (6)
 - 304. Biscuits (6)
 - 305. Microwave whole loaf
 - 306. Corn or Gingerbread
 - 307. Coffeecake, non-yeast
 - 308. Nut, fruit or other

- Yeast Breads
Level: Senior
- 309. Loaf of yeast bread
 - 310. Yeast rolls (4)
 - 311. Bubble loaf
 - 312. Tea ring
 - 313. Other specialty yeast bread
 - 314. Bread sticks (4)
 - 315. Pretzels (4)
 - 316. Flat Bread (Example: Pita, Tortilla, etc.)

- Miscellaneous
All levels
- 321. Educational Exhibit
 - 322. Miscellaneous
 - 323. Food Gift Package
 - 324. Decorated Food Item
 - 325. Biggest Flop

FOOD EDUCATIONAL EXHIBITS

- CLASSES: Junior (7-13) Senior (14-18)
- 329. Food Nutrition Poster – on topics such as nutrition, food safety, food preparation, food groups, fitness, etc. maximum size is 22"x28" (State Fair book lists no depth size). Will be judged with 60% on nutrition information and 40% on poster appearance. Must be able to attach poster to wall for display so do not use items on poster that cannot hang.
 - 330. Place Setting – Make Complete Setting that includes dishes, centerpieces, placemats, etc. Also include a menu typed or hand written on a recipe card. Designate type of party or dinner this place setting is for. (Example: Formal dinner, picnic, birthday party, etc.), this will be judged on: Color scheme, proper place setting, appropriate table decorations, menu-properly written menu, balanced nutritional meal, table setting-appropriate for the occasion.
 - 331. Recipe File (Can be notebook, card file, etc.) Judged on practicality, variety of recipes, nutritious recipes, organization and neatness. Minimum number of recipes 25 first year. Recipe file should be updated each year with a minimum of 25 additional recipes. Recipe file will not be sent on for state judging. It is not consid-

- ered an educational exhibit at the state fair.
332. A notebook showing and describing something learned, a project activity done, a food nutrition community service program, etc. Should relate to things done in the project in which the member is enrolled.
 333. Other Foods Display showing and describing something learned, a project activity done, a food nutrition community service program, etc. Should relate to things done in the project in which the member is enrolled. Display must be no more than 12"x12"x18".

ENTOMOLOGY DIVISION— Stephen Riffle

Any 4H member may exhibit in the ENTOMOLOGY COLLECTION, ENTOMOLOGY NOTEBOOK and/or EDUCATIONAL DISPLAY categories. Within each category there are classes in Beginning, intermediate or advanced phases in which they enroll. An introductory Entomology Collection Class exhibit is encourages for county fairs (first year member only), but these may not be exhibits at the State Fair. See class descriptions within categories for requirements.

We are transitioning from the taxonomy as listed in the "Insects in Kansas" book to the taxonomy listed on the "Insects in Kansas Book: 2016 Revised Taxonomy: which follows www.bugguide.net

Resources for exhibiting can be found on the State Kansas 4-H Website.
<http://www.kansas4-h.org/projects/agriculture-and-natural-resources/entomology.html>

COLLECTION CLASSES Junior (7-13) Senior (14-18) General Guidelines

1. All entries should be submitted in an 18x24x3.5 inch wood display box with a clear plastic top (such as pexiglass). Boxes can be handmade or purchased as long as they are of the correct size and do not have a glass top.
2. 4-Hers may choose to use one of two taxonomies:
 - Option A: As printed in "insects in Kansas" book, or
 - Option B: As printed on the "Insects in Kansas Book: 2016 Revised Taxonomy," which follows www.bugguide.net
3. Exhibitor is required to identify each box with two identification labels bearing exhibitor's name, count or district, the class, and statement of taxonomy used:
 - a. "Insects in Kansas"
 - b. Insects in Kansas Book: 2016 Revised Taxonomy" which follows www.bugguide.net

One label goes in the upper left corner of the box (inside) and the other on the lower right corner of the box (outside). Arrange specimens in the box so it can be displayed lengthwise.
4. The number of orders, specimens (and families where required) must be included on both of the exhibitor's box identification label. Only adult specimens can be used in collection boxes; however, one female and one male of a species correctly identified can be displayed.
5. A completed 4-H Entomology Photo Release Form must

FARM CROPS DIVISION

- a. Read general rules.
- b. Exhibitor should give the name of the crop variety
- c. All exhibits shall be produced during the current year (unless otherwise specified).
- d. The overall grand champion exhibitor will receive a prize.
- e. Age Divisions: **(A) 18 and below (B) 19 and above.**
Please designate on entry card.

CLASSES

Small Grains – Wheat – Section 1

All exhibits in the wheat classes shall consist of 1 gallon of wheat and harvested by the exhibitor in the previous year. All wheat entries must be made under the variety name. Entries will be judged on the basis of seed quality, uniformity, commercial grade and condition.

255. KSU HRW Varieties
256. Agri-Pro/Syngenta Varieties
257. All Westbred HRW Varieties
258. All Hard White Varieties
259. All Other Public Varieties
260. All Other Varieties or Hybrids

Sorghums

Grain Sorghum in Heads—Section 2

(All exhibits should consist of 5 heads)

261. All Varieties/Hybrids

Forage Sorghum in Heads—Section 3

(All exhibits should consist of 5 stalks, including heads).

Bring in a 5 gallon bucket of water).

265. All Varieties/Hybrids

Corn—Section 4 (5 ears)

270. All Varieties/Hybrids

Other Crops – Section 5

275. Other Farm crop, identify crop

Other Small Crops—Section 6

(Exhibits shall consist of 1 gallon of current year crop)

- | | |
|---------------------------------------|--------------------------|
| 280. Oats | 288. Millet |
| 281. Barley | 289. Field Corn |
| 282. Rye | 290. Grain Sorghum |
| 283. Triticale | 291. Soybean |
| 284. Sunflowers-confection (1 gallon) | 292. Popcorn |
| 285. Sunflowers-oil seed (1 gallon) | 293. Any other crop seed |
| 286. Alfalfa | |
| 287. Bromegrass | |

PLANT SCIENCE DIVISION

- Read general rules.
- All exhibits must be grown.
- May enter 2 classes per person.
- To prepare vegetables and fruits, refer to "Exhibiting Fruits and Vegetables", KSU Bulletin available at Extension office.
- The overall grand champion horticulture exhibitor will receive a prize.
- Age Divisions: **(A) 18 and below (B) 19 and above.**
Please designate on entry card.

Garden Display

Exhibits consist of 5 different types of fresh vegetables. The number of each type of vegetable to enter is the same number as the following individual classes, i.e., 5 tomatoes, 12 beans, 1 zucchini squash

If small fresh vegetables such as green beans are used as one of the five different vegetables, a dozen is suggested for a good display. Shelled vegetables should not be exhibited.

Quality and condition of exhibit will be considered. Choose vegetables for each exhibit that will hold up well during the fair. Avoid over-ripe or over-mature specimens. Those that are slightly under-ripe or slightly immature when picked may last longer.

CLASSES

209.	Garden display (a)	223.	1 winter squash
	small (b) large	224.	1 summer squash
210.	Plate of 5 tomatoes	225.	1 zucchini squash
211.	Plate of 5 cherry tomatoes	226.	1 zucchini squash baking
212.	5 red potatoes (variety should be named)	227.	Largest zucchini
		228.	1 pumpkin
213.	5 white potatoes (variety should be named)	229.	Plate of 5 white onions
		230.	Plate of 5 yellow onions
214.	5 sweet potatoes (variety should be named)	231.	Plate of 5 red onions
		232.	Plate of 5 bell peppers
215.	Plate of 5 cucumbers	233.	Plate of 5 hot peppers
216.	Plate of 12 beans, green snap	234.	Plate of 5 peppers, non bell type
		235.	Plate of 5 okra
217.	Plate of 12 beans, yellow wax	236.	Plate of 5 radishes
		237.	1 cabbage
218.	Plate of 5 table beets	238.	Miscellaneous vegetables
219.	Plate of 5 carrots		
220.	1 eggplant	239.	Plate of 5 miniature pumpkins
221.	Corn, 5 ears		
222.	Plate of 5 turnips	240.	Herbs

Fruits

245.	5 apples	249.	1 cantaloupe
246.	5 peaches	250.	1 watermelon
247.	5 pears	251.	Miscellaneous fruit
248.	12 cherries	252.	Other Miscellaneous fruit

be attached to the Entry Card for all exhibits.

- Arrangement of specimens: The preferred method is to arrange the insects in groups or rows parallel to the short sides of the box. Arrangements that run lengthwise of the box are frequently downgraded in judging. Specimens are to be arranged by Order in the box, then Family where required. The sequence arrangement of the Orders in the box will be left up to the member. It is suggested to put the Lepidoptera and Coleoptera in the center of the collection (for Intermediate and Advanced Classes to put these two orders in a box). Then work the other orders around them.
- For each collection class, two labels will be centered on the pin beneath each specimen. First (closest to the specimen) is the common name label and the second label should include date/locality. Full county name, state abbreviation and collector name on the second label are encouraged for 2016 and will be required by 2019. Collector's name on the date/locality label is optional.
- The specimens should be collected by the exhibitor and should focus on Kansas insects. Insects may be collected from one county into bordering states and labeled accordingly. Other specimens from the United States may be included as long as they are properly labeled and placed in a separate section of the box labeled "Out of State Insects". These specimens will not be included in the county for judging/scoring. Emphasis in judging will be placed on the overall variety of insects represented in the collection, accuracy of identification, skill and technique acquired in mounting of specimens, and overall arrangement and appearance of the collection.
- Only specimens of class insecta should be included.
- Purchased insects are not to be exhibited in collections, but they may be used in educational display.
- Specimens of soft bodied insects such as aphids, lice, termites, etc. should be exhibited in alcohol filled vials; however, the use of alcohol filled vials should be limited to only those specimens that lose their shape when pinned, since the vials pose a significant hazard to the rest of the collection if they become loose in transit.

CLASSES

1. BEGINNING I ENTOMOLOGY COLLECTION

Display in one standard box a minimum of 50 and maximum of 125 species representing at least 7 orders. Follow the general guidelines listed for Collections. Members can exhibit in this class a maximum of 3 years, or until they receive a purple ribbon at the Kansas State Fair, whichever comes first

2. BEGINNING II ENTOMOLOGY COLLECTION

Display in one standard box a minimum of 75 and maximum of 150 species representing at least 9 orders. Follow the general guidelines listed for Collections. Members can exhibit in this class a maximum of 3 years, or until they receive a purple ribbon at the Kansas State Fair, whichever comes first.

3. INTERMEDIATE ENTOMOLOGY COLLECTION

Display a minimum of 100 and a maximum of 300 species representing at least 10 orders. Two standard boxes can be used. Follow the general guidelines listed for Collections. In addition, family identification is required for all

insects in any two of the following six orders. (Only two will be counted for judging).

- a. "Insects in Kansas" book—Orthoptera, hemipters, homoptera, Coleoptera, hymenoptera, and/or Diptera or
- b. "Insects in Kansas Book: 2016 Revised Taxonomy", which follows www.bugguide.net—Odonata, Orthoptera, Hemiptera, Coleoptera, Hymenoptera, and/or Diptera

4. ADVANCED ENTOMOLOGY COLLECTION

Display a minimum of 150 and a maximum of 450 species representing at least 12 orders. Three standard boxes can be used. Follow the general guidelines listed for Collections. Family identification is required for all insects belonging to the six basic orders as outlined under the Intermediate phase. Only families in the above six orders will be counted for judging. Family identification of insects in the remaining orders is optional, but desirable as long as accuracy is maintained. On a piece of paper list what you did to improve your collection during the current year. Examples: what insects did you add or replace; what orders and/or families you added; what Leadership you provided in this project; and/or what insects you have studied. Attach paper to the back of one of the display boxes. Members may continue to exhibit in this class at the Kansas State Fair for an unrestricted number of years as long as they remain eligible for 4H membership.

NOTEBOOK CLASSES

General Guidelines

1. Individual entries are to be placed for display in a three-ring notebook for competition.
 2. A completed 4-H Entomology Photo Release Form must be attached to the Entry Card for all exhibits.
 3. During the transition, Orders & Family names should follow the taxonomy either
 - a. As printed in "Insects in Kansas" book or
 - b. As printed on the "Insects in Kansas Book: 2016 Revised Taxonomy", which follows www.bugguide.net
- Project members are encouraged to progress towards option b by 2019 or as revised "Insects in Kansas" book is available.
3. 4-H'ers who have been previously enrolled in or are currently enrolled in the other phases of the Entomology project need to start with the Beginning Phase of Entomology Notebooks, not the Introductory phase.
 4. Each exhibitor is required to identify the notebook by placing a Title Page in the front of the notebook bearing the exhibitor's name, county or district and class 4-H'er is enrolled in and statement of taxonomy used:
 - a. "Insects in Kansas" book or
 - b. "Insects in Kansas Book: 2016 Revised Taxonomy", which follows www.bugguide.net

The number of orders, specimens and families (required in Intermediate and Advanced classes) must also be included on the Title Page.

5. Specimen pages should be grouped according to order and should include one page per species. If more than one insect is in the photo, an arrow to indicate identified insect should be used.
6. Date, common name, full county name, state abbreviation and collector name should be included for each species. Collector's name on the specimen page is optional.

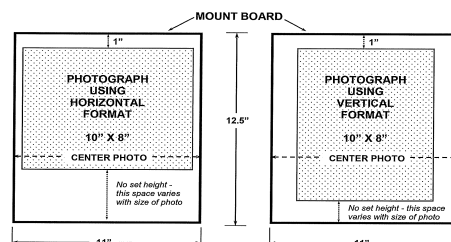
PHOTOGRAPHY DIVISION

- a. Read general rules.
- b. Entries will not be accepted in frames or with glass.
- c. 5"x 7" can be mounted on poster board or mat board. Enlargement 8"x10", needs to be mounted on mat board.
- d. No lettering will be permitted on the mount, or on the picture. No under lays or borders are to be used. The white trim should be removed from the enlargement.
- e. All photos are to be mounted across the narrow dimension (11") of an 11"x12.5" white studio mat board. Studio mat board is available for purchase at the Extension Office. Photos must be mounted with the top edge of the print 1" below the top of the mount board. The sides of the print must be an equal distance from the two sides of the mount. Rubber cement or spray photo adhesive can be used to attach photos to mount.
- f. Exhibitor's name and address should be written on the back of mount.
- g. Each exhibitor will be limited to **two** entries (either black and white or color) per class.
- h. The overall grand champion exhibitor will receive a prize.
- i. Age Divisions: **(A) 18 and below (B) 19 and above.**
Please designate on entry card.

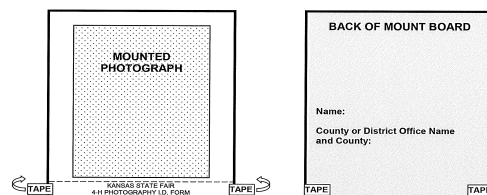
CLASSES

- | | |
|--|---|
| 188. Scenery | 200. Any Lane County building |
| 189. Flowers | 201. Photo story 4-9 snapshots in black and white or color mounted on poster board. No captions. Titles are optional. |
| 190. Pet or Pets | 202. Miscellaneous photo |
| 191. Animal | 203. Texture |
| 192. Portrait of a person | 204. Collage |
| 193. Candid shot (individual or group) | 205. Panoramic (any size, matted) |
| 194. Still Life | |
| 195. Child/Children | |
| 196. Buildings | |
| 197. Skyscapes/weather | |
| 198. Patterns | |
| 199. Action Shot | |

PHOTO DISPLAY INSTRUCTIONS



NOTE: Use only adhesives designed for permanent photography mounting. Do not use rubber cement or other household glues (white glue, etc.).



CLASSES

Hooked

156. Any hooked item

Knotted

157. Any knotted item

Braided

158. Any braided item

Needle Punch

159. Any needle punch item

CLOTHING DIVISION

- Read general rules.
- Articles may be exhibited that have been worn previously.
- The overall grand champion will receive a prize.
- Age Divisions: **(A) 18 and below (B) 19 and above.** Please designate on entry card.

CLASSES

Infant and Toddler Clothing (0-3 years old)

164. Any infant or toddler clothing item

Children's Clothing (4-12 years old)

165. Any children's clothing

item

Adult Clothing

166. Any adult clothing item

Home Sewn Article

167. Any home sewn article

ART DIVISION

- Read general rules.
- Only two entry in a class may be made by an exhibitor.
- No article eligible for prize for two consecutive years.
- Original work only will be accepted.
- With the exception of works which are specifically intended to be shown unstretched or unframed, the entry must be substantially framed.
- Works in fragile media, such as water color or pastel, should be framed under glass, plexiglass or shrink wrap. Screw eyes and wire must be on the entry. Work must not measure more than 48 inches in any one direction, including frame. A 3x5" card outline of your background, as relates to your exhibit is optional.
- The overall grand champion exhibitor will receive a prize.
- Age Divisions: **(A) 18 and below (B) 19 and above.** Please designate on entry card.

CLASSES

Oil Acrylic

172. Any subject

Water Color-Tempera

173. Landscape or marine

Mixed Media and Paints

174. Any subject

Drawing

175. Any subject

Pastel

176. Any subject

Ink

177. Any subject

Charcoal

178. Any subject

Pencil

179. Any subject

Crayon

180. Any subject

Abstracts—Non Objective

181. Any subject

Melted Crayola

182. Any subject

Miscellaneous

183. Any subject

- Specimen pages should have two different views of the insect if possible. If pictures are taken on different dates/localities, include information for both.
- A statement describing the habitat where found/host plant may be included and is encouraged and will be worth a bonus 10 points total, not per page. For Intermediate and Advanced notebooks, this is strongly encouraged.
- A divided page is to be placed in front of each order of insects with the order name printed on the tab for the page and also on the front of the divider page.
- For the intermediate and Advanced classes, insects are also to be grouped by family behind each order divider.
- If the exhibitor has been in the same class for more than one year, a separate sheet of paper needs to be added stating how many years the exhibitor has been in this class of the project and what the exhibitor did this year to improve their notebook. Place the paper just behind the Title Page in the front of the notebook.
- A special project must be completed each year and included in the notebook. See project guideline materials for specifications.

5. INTRODUCTORY ENTOMOLOGY NOTEBOOK

Display a minimum of 10 and a maximum of 30 insect species representing at least six different orders. Follow the general guidelines listed for Notebooks, including the Special Project. A 4H member must be of minimum age to compete at the Kansas State Fair. A 4H member may exhibit in this class for a maximum of two years.

6. BEGINNING ENTOMOLOGY NOTEBOOK

Display a minimum of 50 and a maximum of 6125 insect species representing at least 7 different orders. Follow the general guidelines listed for all Notebooks, including the Special Project. Members can exhibit in this class a maximum of 3 years or until they receive a purple ribbon at the Kansas State Fair, whichever comes first.

7. INTERMEDIATE ENTOMOLOGY NOTEBOOK

Display a minimum of 60 and a maximum of 100 species representing at least 9 orders. Follow the general guidelines listed for Notebooks, including the Special Project. In addition, family identification is required for all insects in any two of the following six orders: (Only two will be counted for judging) A 4-H'er may exhibit in this class for a maximum of three years. A 4-H'er may move up if they receive a purple ribbon.

8. ADVANCED ENTOMOLOGY NOTEBOOK

Display a minimum of 100 and a maximum of 200 species representing at least 12 orders. Follow the general rules listed for Notebooks, including the Special Project. Follow the general guidelines listed for notebooks. Family identification is required for all insects belonging to the six basic orders as outlined under the Intermediate phase. Only families in the above six orders will be counted for judging. Family identification of insects in the remaining orders is optional, but desirable as long as accuracy is maintained. Members may continue to exhibit in this class for an unrestricted number of years as long as they remain eligible for 4-H membership.

EDUCATIONAL DISPLAY CLASSES

General Guidelines

1. All entries should be submitted in an 18x24x3.5 inch wooden display box with a clear plastic top (such as plexiglass). Boxes can be handmade or purchased as long as they are of the correct size. Arrange display in the box so the box can be displayed lengthwise.
2. Each exhibitor is required to identify each box by placing two identification labels bearing exhibitor's name, county or district and the class in the box. One label goes in the upper left corner of the box (inside) and the other on the lower right corner of the box (outside). Information on numbers and kinds of insects is not needed for education exhibits.
3. Displays may consist of specialized groups of insects or their close relatives, or relate to any aspect of their behavior, biology or ecology.
4. Displays should be presented in a clear, concise, and interesting manner.
5. Displays should include only work performed during the current year.
6. Title of the exhibit should be indicated inside the box.
7. The purpose of the project is to learn more about the importance, life cycles, biology, ecology, diversity, etc. of insects and related arthropods. Subject matter can be as varied as the animals themselves.
8. Creativity is encouraged!
9. **BEGINNING EDUCATIONAL DISPLAY**
Class for individuals that are exhibiting in the Beginning I and II Collection or Beginning Notebook Classes. If only exhibiting in this category, then ages 9-12. Follow the general rules listed for the Educational Displays.
10. **INTERMEDIATE EDUCATIONAL DISPLAY**
Class for individuals that are exhibiting in the Intermediate Collection or Intermediate Notebook Classes. If only exhibiting in this category, then ages 11-14. Follow the general rules listed for the education Displays
11. **ADVANCED EDUCATION EXHIBIT**
Class for individuals that exhibiting in the Advanced Collection or Advanced Notebook Classes. If only exhibiting in this category, then ages 13 or older.
12. **BEGINNING MONARCH BUTTERFLY EDUCATIONAL DISPLAY CLASS:** for 4-H members enrolled in Beginning 1 or 11 Entomology.
13. **INTERMEDIATE MONARCH BUTTERFLY EDUCATIONAL DISPLAY CLASS:** for 4-H Members enrolled in Intermediate Entomology.
14. **ADVANCED MONARCH BUTTERFLY EDUCATIONAL DISPLAY CLASS:** FOR 4-H members enrolled in Advanced Entomology.

NEEDLEPOINT DIVISION

- a. Read general rules.
- b. The overall grand champion will receive a prize.
- c. Age Divisions: **(A) 18 and below (B) 19 and above.**
Please designate on entry card.

CLASSES

Needlepoint

127. Any needlepoint item

Bargello or Long Stitch

128. Any Bargello or long stitch item

APPLIQUE AND LACE DIVISION

- a. Read general rules.
- b. The overall grand champion exhibitor will receive a prize.
- c. Age Divisions: **(A) 18 and below (B) 19 and above.**

CLASSES

Appliqué

133. Hand appliquéd article item

Lace Work

134. Any lace work item

MACRAME AND WEAVING DIVISION

- a. Read general rules.
- b. The overall grand champion exhibitor will receive a prize.
- c. Age Divisions: **(A) 18 and below (B) 19 and above.**
Please designate on entry card.

CLASSES

Macramé

138. Any macramé item

EMBROIDERY DIVISION

- a. Read general rules.
- b. The overall grand champion exhibitor will receive a prize.
- c. Age Divisions: **(A) 18 and below (B) 19 and above.**
Please designate on entry card.

CLASSES

Regular

143. Any regular embroidery item

Crewel

144. Any crewel embroidery item

Huck

145. Any huck embroidery item

Machinery

146. Any machine embroidery item

Candle Wicking

147. Any candle wicking item

Smocking

148. Any smocking item

Norwegian

149. Any Norwegian item

Stamped Cross Stitch

150. Any stamped cross stitch item

Counted Cross Stitch

151. Any counted cross stitch item

RUG MAKING DIVISION

- a. Read general rules.
- b. The overall grand champion will receive a prize
- c. Age Divisions: **(A) 18 and below (B) 19 and above.**
Please designate on entry card.

Miscellaneous Quilts

Sewn or pieced by exhibitor and quilted by another individual/organization

- | | |
|----------------------|---------------------------------|
| 80. Original design | 85. Machine quilted, any design |
| 81. Embroidered | 86. Tied quilt, any design |
| 82. Appliqued | 87. Miscellaneous quilt |
| 83. Piecework | |
| 84. Cathedral window | |

Quilted Articles

Sewn, pieced, quilted by exhibitor

- | | |
|---|--|
| 92. Wall hanging, hand quilted (larger than 32"x36") | 101. Wearing apparel, hand quilted |
| 93. Wall hanging, machine quilted (larger than 32"x36") | 102. Wearing apparel, machine quilted |
| 94. Wall hanging, hand quilted (smaller than 32"x36") | 103. Wearing apparel, tied |
| 95. Wall hanging, tied (smaller than 32"x36") | 104. Miscellaneous hand quilted article |
| 96. Crib or carriage quilt, hand quilted | 105. Miscellaneous machine quilted article |
| 97. Crib or carriage quilt, machine quilted | 106. Miscellaneous hand tied article |
| 98. Crib or carriage quilt, tied | 107. Trapunto (padded or cording quilting) |
| 99. Pillow, hand quilted | 108. Holiday decoration, quilted |
| 100. Pillow, machine quilted | |

CROCHETING DIVISION

- Read general rules
- The overall grand champion will receive a prize
- Age Divisions: **(A) 18 and below (B) 19 and above.**
Please designate on entry card.

CLASSES

Afghans and Bedspreads

113. Any afghan or bedspread item

Wearing Apparel

114. Any wearing apparel item

Articles for the Home

115. Any article for the home item

Baby Apparel

116. Any baby apparel

KNITTING DIVISION

- Read general rules.
- The overall grand champion will receive a prize
- Age Divisions: **(A) 18 and below (B) 19 and above.**
Please designate on entry card.

CLASSES

Afghans or Bedspreads

120. Any afghan or bedspread item

Wearing Apparel

121. Any wearing apparel item

Articles for the Home

122. Any articles for the home item

Baby Apparel

123. Any baby apparel

SHOOTING SPORTS DIVISION-Lacey Noterman, Stephen Riffle

Junior (7-13)

Senior (14-18)

- Exhibits in this division are open to education displays or promotional posters or experimental displays. Follow copyright laws as explained in General Rules (State Fair) as you are preparing your exhibit. Take care to select durable materials.
- Educational Display: must be the standard tri-fold board ONLY, must not exceed standard tri-fold: 3'x4'; no additional table space available for promotional brochures or display items; content not to exceed display board borders.
- Promotional Posters: must be flat and no larger than 22'x30'; content not to exceed display board borders. Will be displayed on wall.
- EXHIBITORS MUST COMPLY WITH STATE AND FEDERAL LAWS AND KANSAS STATE FAIR MANAGEMENT.
- No live ammunition containing propellant or explosive powders may be used in any display. An inert substitution must be used in lieu of powder and "live" ammunition, the substitution must be clearly described on the back of the poster, display or in a notebook.
- The Kansas State Fair nor the department of 4-H Youth Development, KSRE are liable for the loss or damage of any personal property included as part of your poster, display or notebook.
- Name, county or district, age and year in project should be on the front of the poster, display or notebook.
- Exhibit topics regarding firearm care, handling, and shooting will only be accepted from Extension Units with 4-H Certified shooting Sports Programs.
- Exhibits will not be accepted if they are related to reloads.
- Displays will be judged on the following points:

• Stopping power	15
Is the main idea specific?	
Is the idea presented clearly, simply, forcefully?	
• Interest, Holding Power	15
Does the exhibit give the observer additional facts in a clear, concise informative way?	
• 4H Project Application	15
Is the subject matter an effective showcase?	
• Mechanical Power	05
Correct letter size, pleasing color combination, appropriate symbols, and models?	
Personal Growth	25
• How much knowledge was gained by exhibitor? Enthusiasm shown?	
• Education Value	25
Knowledge shared?	
Total	100

CLASSES:

- 6200. Educational Display. Must be directly related to the 4h Shooting Sports project (standard tri-fold boards only, no larger than 3'x4')
- 6201. Promotional Poster. Must promote 4H Shooting Sports
- 6202. Notebook. Contents pertain to some phase, results, story or information about 4-H Shooting Sports.

Experimental Classes (found on page 91 Kansas State Fair)

6203
6204
6205

PHOTOGRAPHY – Alexis Peck, Bella Riffle

Junior (7-13) Senior (14-18)

Classes must be designated on entry card with “A” for Junior or “B” Senior. (Example: 339A)

- a. Black and white and color photos may be exhibited in all classes.
- b. All photos must be no larger than 8x10 and no smaller than 7x9, after trimming.
- c. Photos are to be mounted across the narrow (11”) dimension of an 11”x12.5” sheet of white or cream studio matte board. You may purchase matte boards from the Extension Office or mounted on heavy duty white 6 ¼” x 11” poster paper.
- d. Photos must be mounted with the top edge of the print 1” below the top of the mount (board is always oriented narrow side up). The sides of the print must be equal distance from the two sides of the mount.
- e. A full coverage permanent mount (spray adhesive recommended or heat mount) must be made. Each photo is handled numerous times throughout the judging, sorting, and display process.
- f. Remove white border from the enlargement before mounting. To attach the entry form use 1” wide masking tape – fold tape around edge of mount, do not stick tape to front of mount. (Entry forms can be picked up from the Extension office).
- g. On the back of the mount, write; the exhibitor’s name, photo class, and the Extension Unit (county/district). If in a district, please use full district name and add county name. Location where photo was taken.
- h. With the exception of a Photo Story Title, no lettering (this includes dates) will be permitted on the front of a mount or photo. No, under lays or borders. White strip should be removed from an enlargement. Each exhibitors name and address should be on back of the mount.
- i. Digital and/or film cameras acceptable in all categories. Photographs exhibited must be the result of the current years project work by the 4H member. Eligibility for State Fair, must follow State Fair rules.
- j. Digital Composite Image: Finished photo must be created from two or more original sources created by exhibitor. Exhibitor must include a second 11x12 1/2 matte board (Explanation Board) mounted with

CLASSES

Canned Fruit

38. Any canned fruit

Canned Vegetables

39. Any canned vegetables

Pickles & Relish

40. Any pickles & relish

Sauces

41. Any sauces

Canned Meat

42. Any canned meat.

CREATIVE COLLECTIONS DIVISION

- a. Read general rules
- b. Overall grand champion exhibitor will receive a prize.
- c. Age Divisions: **(A) 18 and below (B) 19 and above.**
Please designate on entry card.

CLASSES

47. Any creative collection. Item (5 or more items)

HOBBIES DIVISION

- a. Read general rules.
- b. Overall grand champion exhibitor will receive a prize.
- c. Age Divisions: **(A) 18 and below (B) 19 and above.**
Please designate on entry card.

CLASSES

Carving

52. Any carving item

Sculpture

53. Any Sculpture item

Ceramics

54. Any ceramics item

Metal Work

55. Any metal work item

Woodwork

56. Any woodwork item

Decorative Painting

57. Any decorative painting item

Leather craft

58. Any leather craft item

Decoupage

59. Any decoupage article item

Decorations for the Home (no kits)

60. Any decorations for the home item

Miscellaneous Hobbies

61. Any miscellaneous hobbies item

Decorated Apparel

62. Any decorated apparel item

China Painting

63. Any China painting

Legos

64. Legos (must be brought in for judging in some type of flat container that can be displayed.)

QUILTING DIVISION

- a. Read general rules.
- b. Give name of quilt on entry tag.
- c. The overall grand champion exhibitor will receive prize.
- d. Age Divisions: **(A) 18 and below (B) 19 and above.**
Please designate on entry card.

Quilts

Sewn, pieced, quilted by exhibitor.

68. Original design

69. Embroidered

70. Appliqued

71. Piecwork

72. Cathedral window

73. Machine quilted, any design

74. Tied quilt, any design

75. Puff quilt

beled before being brought to the fair. Labels can be obtained from the Extension office.

- d. No jars will be opened.
- e. Jelly must be prepared using the updated USDA prescribed method. Use standard half pint or one pint fruit jars.
- f. Jams, Preserves and Butters must be processed in hot water using the updated USDA prescribed time. Use standard pint fruit jars or half pint jars.
- g. No colored jars allowed.
- h. Furnish recipe.
- i. Date of canning, and method of canning should be noted.
- j. Recommended recipe resources include:
 - K-State Research and Extension Food Preservation publications
 - USDA Complete Guide to Home Canning
 - So Easy to Preserve, 6th edition, The University of Georgia Cooperative Extension Service
 - Ball Blue Book Guide to Preserving
 - Ball Complete Book of Home Preserving
 - Canning Mixes (i.e. Mrs. Wage's, Ball)
 - Pectin manufacturers (i.e. SureJell, Ball)
 - <http://www.rrc.k-state.edu/preservation/recipes.html>

Age Divisions: **(A) 18 and below (B) 19 and above**

Jellies

30. Any fruit jelly
31. Collection of jellies
(3 kinds in uniform glasses)

Jams and Preserves

32. Any jams and preserves

Butter

33. Any type of butter

CANNED FRUITS, VEGETABLES, PICKLES, RELISHES and MEATS

- a. Canned products to be exhibited in standard pint or quart jars. Jars will be judged for quality of product, preservation and pack. All space except proper head space should be filled.
- b. Jars must have rings. Open kettle method not acceptable.
- c. All fruits should be processed by the water bath process using the updated USDA procedure and times.
- d. All vegetables including tomatoes must be processed using the updated USDA prescribed time.
- e. All pickles and relishes must be processed using the updated USDA prescribed time.
- f. All meats must be pressured cooked using the updated USDA prescribed time.
- g. Age Divisions: (A) 18 and below (B) 19 and above. Please designate on entry card.

USDA information may be obtained from the Extension Office.

Score card for canned fruits, vegetables, pickles, relishes and meats.

Appearance	30
Preservation	30
Quality	40
Total	100

standard size prints of the original photos, 3x5 card(s) explaining what manipulation was done and a standard size print of the final photo. Optional, may include prints of editing steps. Photos showing editing steps may be layered. Explanation Boards will be displayed along with the finished board.

- k. On Units 1 and 2 a distinction will be made between photos taken with an adjustable lens camera and those taken with non-adjustable lens. On the entry card note whether photo is taken with non adjustable (NA) or adjustable (AL) lens.
- l. Only enlargements are eligible for the State Fair if 4H member is 9 years old by January 1 and entry places at State Fair Blue or higher.
- m. Ages are 4H age.
- n. Appropriate subject matter: Photographic subject matter is expected to follow 4H standards. For a sense of prohibited subject matter, review the Kansas 4H member Code of Conduct if not allowed at a 4H event it is not allowed in a 4H photograph.
- o. Photos with live subjects on the railroad right away or taken from the railroad or taken from railroad right of way property will not be displayed in Kansas 4H Photography and will be disqualified.

CLASSES:

Junior (338-361 plus 364-365) Ages: 7-13

Senior (338-365) Ages: 14-18

Must designate on entry card "A" for Junior or "B" Senior

338. Photo Story, 4-9 snapshots in black/white or color prints mounted on poster board. No captions, title is needed.

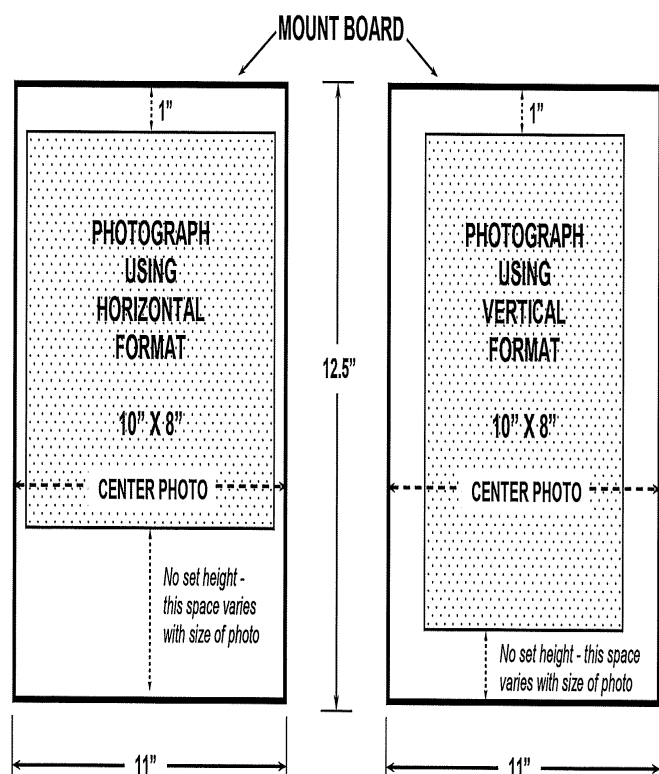
Enlargement

349. Animals(s)
350. Building(s)
351. Landscape
352. People, individual, group
353. Patterns
354. Action
355. Flowers
356. Miscellaneous
357. Closeups
358. Texture

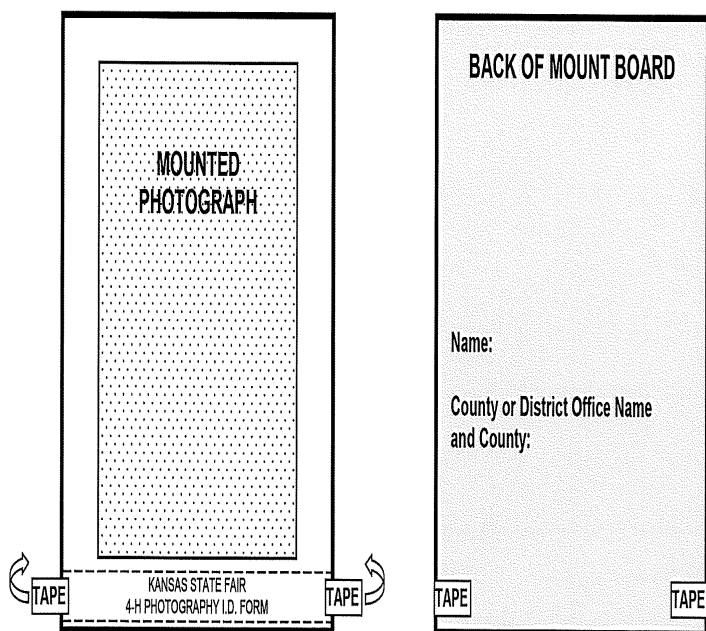
Miscellaneous

359. Photography notebook
360. Video/Movie (taken by 4H'ers with more than 3 years of experience)
361. Picture with Special Effects taken with adjustable cameras by 4H'ers with more than 3 years experience (would include computer manipulated pictures) .

PHOTO DISPLAY INSTRUCTIONS



NOTE: Use only adhesives designed for permanent photography mounting.
Do not use rubber cement or other household glues (white glue, etc.).



FOODS AND NUTRITION DIVISION

- Read general rules.
- Bread should be in standard size loaves. All rolls should be of large size.
- Cakes should be placed on a flat cardboard cut to size of cake.
- Canned or preserved foods entered for premium must comply with the Pure Food and Drug Law.
- Exhibitors may pick up their food exhibit after the judging and take home. Part of the food exhibit will be left for display during the fair.
- The Overall Grand Champion Foods exhibit will receive a prize.
- Furnish recipe
- Bring items in zip-lock bags. 2 gallon size can be purchased at Extension office.
- Pies can be brought in tin pans.
- Age Divisions: **(A) 18 and under (B) 19 and above.** Please designate on entry card.

CLASSES

(A) 18 and Under
(B) 19 and above

Cakes/Cupcakes

(Six on a plate)

- Cakes/Cupcakes
Frosted
- Cakes/Cupcakes
Unfrosted

Cookies

(Six on a plate)

- Drop cookies
- Rolled cookies
- Bar cookies
- No Bake cookies

Yeast Breads

- Any yeast breads

Yeast Rolls

(Six on a plate)

- Any yeast rolls, plain
- Any yeast rolls, special
- Miscellaneous dinner rolls

Quick Bread

- Any quick breads
- Biscuits (6)

- Muffins (6)

Bread Machine

- White
- Whole grain
- Other

Pies

- Any fruit pie

Candy

(Six on a Plate)

- Any type of candy
(hard candy, fudge or other)

Other Food Exhibits

- Dried Meats (6 pieces, 4-6" in length)
- Dried Vegetables (1 cup)
- Dried foods (1 cup)

Food/Gift Basket

- Food
- Gift

Miscellaneous

- Any other food item

FOOD PRESERVATION DIVISION

- Read general rules.
- All exhibits must have been preserved since previous Lane Co. fair.
- Label jar exhibited with uniform labels. They must be placed 1/2" from base of plain jar. Exhibits are to be la-

OPEN CLASS – GENERAL RULES

- a. Exhibits must be checked in Wednesday, between 8:00-9:00am. Exhibits in the 4H Building can be removed after 4H Awards Presentation, Saturday, approximately 3:30pm.
- b. Exhibitors may be any person from the Lane County Trade Area (neighboring counties: Ness, Scott, Finney and Gove).
- c. All articles entered in competition for prizes must be made by the exhibitor.
- d. The Fair board has made a rule stating that if anyone interferes with or confronts a judge at the fair, all exhibits that person is affiliated with will be dismissed and all ribbons and premiums will be forfeited.
- e. 4H building will be closed during judging of exhibits.
- f. If you have an article that has been exhibited before, the fair committee asks that it not be put on display again.
- g. NO MORE THAN **TWO** EXHIBITS MAY BE MADE IN EACH CLASS BY AN EXHIBITOR, EXCEPTIONS WILL NOT BE MADE.
- h. **Cards with colored stickers will be given out during the fair rather than ribbons. These can then be redeemed at the office for ribbons for those who request them. Grand champion and reserve champion ribbons will still be given out and displayed at the fair.**
- i. Each exhibitor must label their article by name, division, and class before bringing it to the fair. Age divisions will be:
 - (A) 18 and under**
 - (B) 19 and above**
 - (Example: 493 B)**Please put the class division on the entry card.
- j. Wall hanging should be ready for hanging.
- k. Bring fancy work items wrapped in plastic covering.
- l. At the end of fair, the total points by all open class exhibits will be divided into the total prize money and each exhibitor's premium money will be given to exhibits in the junior, senior divisions and adult only if total equal \$5.00.
- m. Open class items may be brought to the fair for "Display only". These items will not be judged and will not receive ribbons, premium money or prizes.
- n. Point system: Purple or Blue – 3 points
Red – 2 points
White – 1 point
- o. Please fill out entry cards ahead of time. **Pre-entry very helpful.** Cards can be picked up in the Extension office.

AEROSPACE/ROCKETRY—Glenn & Chris Roberts

For a complete set of Kansas State Fair Rules ask the Extension office for a set. NOT ALL RULES ARE PRINTED HERE.

- a. 4H member must be enrolled in rocket project.
- b. 4H member must construct own rocket.
- c. Rockets must have been flown with exception of classes 369, and 378.
- d. Rockets may or may not be exhibited on their launch pad. If exhibited without the launch pad, each rocket must be able to stand freely by itself. Rockets going to State Fair cannot be displayed on a launch pad, but can be supported on a stand or rail not to exceed an 8" square.
- e. The report that accompanies a flown rocket must include a picture of the rocket at the launch site, record of its flight, including altitude, balance, engine performance and stability and a summary of how the member constructed and flew the rocket.
- f. Engines and igniters are not permitted with the exhibit.
- g. May enter one to three rockets made during the current year.
- h. Plans (or a copy of) must accompany each rocket exhibit.
- i. Angles of the fins must fall within a plus or minus 2 degree variation.
- j. Exhibit must be uniformly painted, smoothly finished, have decal's applied smooth, and be properly assembled according to accompanying plans.
- k. Rockets with factory made fin assemblies and/or prefinished parts will not be allowed to continue on to state competition.
- l. If a fire burn ban is in effect for Lane County, exhibitors in Lane County are not required to launch their rocket(s). All requirements for the launching of rockets for the state fair and the documenting of the launching are suspended for the duration of the ban.
- m. If a safety violation is noted by the judges, superintendent or extension staff the exhibitor's exhibit, will be given a participation ribbon.

CLASSES:

Junior (7-13) Designate on entry card with a "A"

(Example: 369A)

369. Un-flown rocket

370. Flown rocket made from kit.

371. Flown rocket made from original materials, not merely modification of an existing kit rocket.

372. Rocket with factory assembled fins and/or factory prefinishing.

373. Rocket designed by 2 or more exhibitors (10 yrs & older), not merely modification of an existing kit rocket - include original plans.

Senior (14-18) Designate on entry card with a "B"

(Example: 378B)

378. Un-flown rocket

379. Flown rocket made from kit

380. Flown rocket made from original materials, not merely modification of an existing kit rocket.

381. Rocket designed by 2 or more exhibitors not merely modification of an existing kit rocket—include original plans.

Educational Display classes:

Display

Notebook

Poster

Stem educational rules and classes 74-75

ROBOTICS—Glenn & Chris Roberts

Junior (7-13)

Senior (14-18)

For a complete set of Kansas State Fair Rules ask the Extension office for a set. NOT ALL RULES ARE PRINTED HERE.

- a. 4H member must be enrolled in Robotics program to exhibit in this division.
- b. Each exhibitor may enter one robot that has been constructed during the current year.
- c. Each robot must be able to stand or sit freely by itself without additional support. The robots dimensions must be no larger than 2 feet wide by 2 feet deep by 2 feet high.
- d. Exhibit must include the 4H Robotics Exhibit Information form. This completed form must be attached onto the front of a 10"x13" manila envelope.
- e. Each exhibitor is required to include a copy of their robots construction plans (photocopies are acceptable) with their exhibit and/or include copies of their programming code if their robot is programmable. These papers must be placed inside the 10"x13" manila envelope.
- f. All electronic components of the robot must be adequately covered or concealed with a protective enclosure. All robots must include an on/off switch for operation.
- g. Robots that include weaponry for the purpose of causing physical harm to another robot will be disqualified.
- h. Robots must be powered by electricity, battery, water or solar source. Any robot powered by fossil fuels or flammable liquids will be disqualified.
- i. The robot must be able to accomplish the goal the maker designed for it. Examples: Be able to vacuum the floor. Find the brightest spot in the room. Mimic life. Follow a line.
- j. Creativity will be a strong criteria in judging the robot designed by exhibitor.

CLASSES

Junior (7-13) Designate on entry card with a "A"

385. Robot made from a commercial (purchased) kit. (No Programming just assembly)
386. Robot designed by exhibitor. The robot must not be a mere modification of an existing robot kit or plan.
387. Programmable robot made from a commercial (purchased) kit.
388. Robt designed and constructed by exhibitor or from a commercial kit, that is operated by a remote controlled device.
389. Junk Drawer Robotics

Senior (14-18) Designate on entry card with a "B"

390. Robot made from a commercial (purchased) kit (No programming just assembly)
391. Robot designed by exhibitor. The robot must not be a mere modification of an existing robot kit or plan

OPEN CLASS

Check in duties of FCE Unit

Creative Collections, Hobbies, Geology, Entomology, Art, Photography, Appliqué, Lacework, Quilting, Rug making, Needlepoint, Macramé, Foods, Food preservation, Booths, Weaving, Knitting, Crochet, Embroidery

Ag PDC

Agriculture

Flowers

Fair Board

Scouts

Scout Leaders

LANE COUNTY OPEN CLASS BEEF SHOW

- a. A pen of three breeding heifers may be shown by any commercial or purebred cattlemen from the Lane County Trade Area (neighboring counties of: Ness, Scott, Finney and Gove).
- b. Set up for this event is the responsibility of the exhibitors, however, panels, posts and other needed materials for pens will be supplied by the Fair board. Exhibitor is responsible for the security of the cattle and the pens.
- c. Check in will be during 4H check in 6:30 pm on Wednesday. Please notify any member of the Lane County Fair board of your plans to exhibit not less than one (1) week prior to check in day so that pens may be set up in advance of your arrival.
- d. The heifers must be healthy and have proof of health papers.
- e. Pens will be judged on uniformity, type and quality.
- f. Heifers will be judged on the day of the beef show. They may be taken home anytime after noon on Saturday.
- g. Clean up will be after the cattle are removed from the premises and is the responsibility of the exhibitors.
- h. Awards will be given.

sufficient as they may be removed or repositioned for display. Failure to label an exhibit may result in one ribbon placing deduction.

12. Exhibits should possess the following qualities (in no particular order): a. A Central theme Page | 49 b. What you want others to learn c. Be designed and constructed in a manner befitting the exhibit d. Be something you are interested in e. Be related to Astronomy, Computer System, Robotics, Rocketry, or Uncrewed Aerial Systems
13. If a safety violation is noted by the judges, superintendent, or other staff, the exhibitor's exhibit, at the judge's discretion, will receive a participation ribbon.
14. Posters, Notebooks, and Display Boards may be checked out for use in a Kansas State Fair 4-H demonstration or illustrated talk with prior permission. For permission, check with the superintendent (s). The exhibit must be returned to display immediately after the demonstration/illustrated talk, or the exhibit will be disqualified.

Score Sheet:

<http://computers.engtech4ks.com/>

393. Robot designed and constructed by exhibitor or from a commercial kit, that is operated by a remote controlled device.

394. Junk Drawer Robotics

Educational Display classes:

Display

Notebook

Poster

Stem educational rules and classes can be found on page

AG MECHANICS/WELDING -

For a complete set of Kansas State Fair Rules ask the Extension office for a set. NOT ALL RULES ARE PRINTED HERE.

Junior (7-13) Senior (14-18)

1. 4-H members must be currently enrolled in the Kansas 4-H STEM Ag Mechanics (welding) project to exhibit in this division.
2. Each exhibitor may enter one exhibit per class. Exhibits must have been constructed or repaired during the current 4-H year. The exhibit must have been selected at the county level for entry at the State Fair. Counties or district should select only top blue or purple ribbon Ag Mechanics exhibits which meet State Fair guidelines.
3. Wheeled exhibits must utilize a braking mechanism which prevents the exhibit from freely rolling while on display.
4. Exhibitors are responsible for providing sufficient braking or "chocks" for trailer exhibits to ensure that the exhibits do not move once positioned. If using a wheel "chocking" mechanism, the two individual blocks should be connected together as a pair of chocks, so they do not become separated. At least one pair of chocks should be placed on each side of the trailer to prevent movement.
5. For trailer exhibits the tongue of the trailer should have a locking mechanism (e.g. padlock) to prevent the trailer from being moved by unauthorized individuals while being displayed. A key for the locking mechanism should be left with the superintendent and labeled with the exhibitor's name, county, and phone number.
6. Each exhibit must be free-standing or sufficiently supported by an exhibitor supplied support system that is moveable and is part of the total demission's and weight of the exhibit as described previously. Exhibit boards should have a portable and moveable base and examples should be firmly affixed to the board to ensure all parts of the display stay together. No exhibits may be staked to the ground for display.
7. Cutting surfaces, such as blades or knives, are to have a protective covering over them to prevent injury. The covering should be easily removed and reinstalled for judging. Foam "pool noodles" and multiple layers of cardboard are acceptable.
8. Display cases for small exhibits, such as knives, are acceptable, and must be easily opened so the item can be

removed and examined as part of judging.

9. Exhibits that include weaponry of any kind will be disqualified. Weaponry is defined as any instrument, possession, or creation, physical and/or electrical that is intended to be used to inflict damage and/or harm to individuals, animal life and/or property.
10. The exhibitor's name(s) and county or district must be tagged or labeled in a prominent location on the display.
11. Each exhibit must include an Ag Mechanics information packet. Entry of just a packet without an accompanying exhibit is not a sufficient exhibit.
12. Each exhibitor is required to complete the "4-H STEM Ag Mechanics Exhibit Information Form" which is available through your local K-State Research and Extension office or at www.STEM4KS.com. This form must be attached to the outside of a 10"x13" manila envelope. Do not tie the envelope to the Exhibit.

- | | |
|--------------------------------|---------------------------|
| 1. Welding Ag Repair | 5. Welding Artistic |
| 2. Welding Ag Fabrication | Fabrication |
| 3. Welding General Repair | 6. Brazing Repair |
| 4. Welding General Fabrication | 7. Brazing Fabrication |
| | 8. Smithing Display Board |

Educational Display Classes:

Display
Notebook
Poster

Stem educational rules and classes pages 74-75

BUILDING BLOCK ENGINEERING

Classes (A) junior (7-13) (B) Senior (14-18)

For a complete set of Kansas State Fair Rules ask the Extension office for a set. NOT ALL RULES ARE PRINTED HERE.

The exhibit area focuses on using architectural blocks ("Legos") to construct dioramas. This project allows youth to explore architectural design in a three-dimensional space. This division is not intended for youth wishing to exhibit constructed kits. Kits and non-diorama displays should be considered an arts and crafts exhibit, they should not be displayed in the division.

1. 4-H members must be currently enrolled in the Kansas 4-H Building Block Engineering project to exhibit in this division.
2. Each exhibitor may enter one exhibit. Exhibits must have been constructed during the current 4-H year. The exhibit must have been selected at the county level for entry at the State Fair. Counties or districts should select only top blue or purple ribbon exhibits which meet State Fair guidelines.
3. Counties are limited to FOUR exhibits to the state fair to insure sufficient space for all exhibitors.
4. Total exhibit dimensions may not exceed 2 feet high, by 2 feet wide, by 2 feet deep. The minimum is 6"x6"x6".
5. All exhibits should be placed in a sturdy see through

EDUCATIONAL EXHIBIT RULES

1. For notebooks, display boards, and posters, no additional exhibit information is required; no manila envelope is needed for these exhibits.
2. Exhibits are to have a clear link to the Engineering and Technology areas of astronomy, computers, rocketry, robotics, or uncrewed aerial systems, educational exhibits outside of these Engineering and Technology areas should be displayed in the other program areas. Just because an educational exhibit relates to the broad concept of Engineering and Technology does not qualify it to be displayed in the Engineering and Technology Educational Exhibit area. Exhibits that do not clearly show a clear and direct relationship to the Engineering and Technology project areas of ag-mechanics, ABC, astronomy, computers, robotics, rocketry, or UAS as previously defined will be disqualified.
3. Exhibits in posters, notebooks and display boards must contain substantial supporting educational materials.
4. Educational display boards, posters and notebooks should be creative and showcase details about the knowledge learned in the project during the current 4-H year. Value is placed on youth who can demonstrate how their skills have increased while completing the project. Each exhibit will be judged on uniqueness, creativity, neatness, accuracy of material, knowledge gained, and content. An exhibit judging score sheets available. For example, a rocket that may have crashed and/or is highly damaged may be made into an educational display or poster that tells a great story with many lessons learned.
5. Follow copyright laws, citing all sources of information in a standard notation Sources of information must be cited on the front of your exhibit, including all posters and educational display boards.
6. Educational displays are not to exceed a standard commercial 3' x 4' tri-fold display board. No card table exhibits will be allowed. Care should be taken to use durable materials that will withstand Kansas State Fair conditions.
7. "Construction Kits" that are part of Educational displays must be contained in cases (tackle boxes, sealable containers, etc.) that may not be larger than 1' x 2' x 2' and must have a latch which securely keeps all components contained in the "Construction Kits". Other components are to adhere to appropriate dimensions as stated elsewhere.
8. Educational Project notebooks must be organized in a 3-ring binder.
9. Any three-dimensional poster or display board exhibits may not be thicker than 2 inches.
10. Engines and igniters for rockets ARE NOT permitted with the exhibit and constitute an immediate disqualification. This is for safety reasons and includes both spent and live engines.
11. Exhibitor's name, Extension Unit, age, and year(s) in project must be tagged or labeled in a prominent location on the notebook, and/or "Construction Kit." For education displays and/or posters the exhibitor's name, county, or district, age, and year(s) in project must be tagged or labeled on the back of the exhibit. Exhibit cards are not

BOOTHS AND BANNERS DIVISION

Booths

- a. Booth space is approximately 6' x 6'

Originality	20%
Quality of Display	30%
Education Value	30%
General Appearance	20%
- b. Each club will be required to label its booth construction material.
- c. Booths will be classes as: Agriculture, Conservation (includes safety), Home Economics and Miscellaneous.
- d. Placings are as follows: Blue \$25.00, Red \$15.00, White \$10.00. A champion and reserve champion will be selected.

Banners

- e. Banners are a two dimensional display, depicting one idea. Guidelines are listed below.
- f. Banners should be made out of flame-resistant material.
- g. Dimensions are to be no less than 12 and no more than 16 square feet, with a minimum of 3 feet on one side.
- h. Banners must be hung on a rod, strong enough to support the banner.
- i. Banners should be made of materials that permit the banner to be folded or rolled without damaging the display.
- j. A label is to be attached to the back lower left-hand corner of the banner giving the name of the club, and year. Names of 4H members optional. Waterproof ink prevents smearing and is recommended for the label.
- k. Placings are as follows: Blue \$25.00, Red \$15.00, White \$10.00.

Basis of evaluation

1. Educational Value 40%
 - a) Presents suggestions or striking facts that resemble in form and quickly grasped.
 - b) Shows extent to which 4H involvement meets a fundamental need, or
 - c) Promotes decision and action
2. Interest and originality 20%
 - a) Presents original, unusual or striking method of exhibition.
 - b) Hold interest of people until they have read or observed essentials of the message.
 - c) Defines clearly one central idea.
3. Appearance 20%
 - a) General appearance, artistic, neat and attractive.
 - b) Can be viewed and read (if words are used) at a distance up to 20 feet.
4. Quality of Display Materials 20%

enclosure with a top, bottom, and 4 side. A clear tub turned upside down with exhibit place on the lid would be an acceptable enclosure. This is to keep exhibit components from being "scattered to parts unknown" at the fair. The outer dimensions of the enclosure are part of the total exhibit dimensions.

6. All components used in construction should be dust free, clean, free of chips, scuffs, or cracks, of hair.
7. The primary building component should be interlocking blocks, commonly referred to by the brand name of Lego®.
8. Other components can be integrated into dioramas to illustrate architectural aspects that may be difficult to convey with traditional interlocking blocks, for example marbles for small round objects.
9. The use of existing "store bought" sets for major elements of the display is not allowed, used of figurines from sets is allowed as are using individual bricks to create something different that the set it came from "Store bought" sets should be considered an arts and crafts entry. The intent of this is to ensure fairness among exhibitors and encourage maximum creativity instead of just following a set of plans.
10. The design should have a central theme, for example a garage, a house, a shop, this theme should be discussed in the video, this can link back to architectural elements in the display, for example: toilets, chairs, sofas, plants, pianos, cars, garage doors, spaceships, animals, food, etc. (architectural elements, components, and features can be thought of as nouns)
11. Displays must have significant **architectural components**. Examples of architectural components include walls, windows, doors, roofs, canopies, flying buttresses, etc.
12. Landscapes are strongly discouraged, however buildings can have a reasonable exterior landscape if it clearly linked to the architecture, for example a bike rack next to a street outside of a bicycle shop.
13. Architectural components should have a consistent look, walls and roofs that have no pattern or consistency will be deducted one ribbon placing.
14. Gaps or cracks should not be visible between assembled blocks.
15. Doors should open and close, large doors can be fixed in either an open or closed position, but it should be obvious that it is a large door, windows can be either fixed or open and close.
16. Vehicles that are intended to stay in a single place should be affixed to base plates with sticky tack, hot glue, or other method.
17. You can use a partial wall or no wall, called a reveal, to show what is happening inside of a structure are acceptable, for example only having three walls to allow an unobstructed view into a room.
18. Mechanical enhancements or motion elements that add motion to the diorama are acceptable and encouraged. For example, marry-go-rounds, doors, elevators, gears, marbles going down a channel, flapping wings, animatronics, etc. If included judges should be able to use them and instructions should be provide for operation either in

- the story or on a separate page.
19. Artistic designs with no architectural design/ components are not permitted and two ribbon placings will be deducted, these exhibits should be displayed in arts and crafts.
 20. The exhibitor's name(s) and county or district must be tagged or labeled in a prominent location on the display, additionally the display case should have the exhibitor's information attached to it as well, as the top part of the case may be separated from the display.
 21. Each exhibit must include an information packet. Entry of just a packet without an accompanying exhibit is not a sufficient exhibit.
 22. Each exhibitor is required to compete the "4-H Building Block Engineering exhibit Information Form" which is available through your local Extension office or at www.STEM4KS.com. This form must be attached to the outside of a 10"x13" manila envelope. Do not tie the envelope to the exhibit. Form must be current and include all items listed on form.
 - 1-5 pages of photos showing work on the exhibit, preferably from a beginning state to final or completed state, these help in determining where a part might go in case something comes loose.
 - If appropriate operating instructions for mechanical portions of the diorama.
 23. Additionally, at state fair level, exhibitors are required to create a video about their project discussing their construction experiences and the architectural elements of the diorama (tell the story of what is happening in their exhibit). This allows judges to get a better understanding of the exhibit and allows you the opportunity to fully explain their exhibit. The video should be no longer than 8 minutes and should be placed on a USB drive. These videos may also be considered for inclusion in a running video loop in the STEM area at the state fair after review by judges, superintendent(s), and extension staff. Adult guardians must complete the video release included with the exhibit form. If the release is not completed the video will not be included in the video loop on display in this area at the Kansas State Fair.
 24. Each exhibit must be accompanied by a 4-H Engineer Form.

- | | |
|---|--|
| 1. Interlocking brick diorama built from scratch—state fair eligible. | (county fair only) |
| 2. Legos built from a kit | 3. Freestyle any other Lego (county fair only) |

Educational Display Classes:
Display
Notebook
Poster

Stem educational rules and classes pages 74-75

pictures, pattern, etc. scribe how it fits into the color design scheme of the room. Explanation will be considered in the total score.

559. Poster
560. Notebook

MISCELLANEOUS

Junior (7-13) Senior (14-18)

Classes must be designated on entry card "A" for junior or "B" for senior. (Example: 565A)

The following material to be judged on quality

CLASSES

Club Notebooks – Section 1

565. Secretaries
566. Reporters
567. Historians
568. Any other club notebook

4H Project Notebook – Section 2

569. A notebook on any 4H project including self determined projects. (Must be enrolled in project to exhibit it).

4H Posters – Section 3

570. A poster on any 4H project including self-determined projects. (Must be enrolled in this project to exhibit). Poster size should be no larger than 22x28.

4H Mini Displays – Section 4

571. A mini display or exhibit on any 4H project including self-determined projects that are not already listed elsewhere in fair book. Must be enrolled. A mini display is limited to a trifold science display board, and no larger than 18 inches in depth.

Article for farm, home or shop use—Section 5

572. Article for farm, home or shop use, must include a description of use, bill for materials and approximate cost.

SELF-DETERMINED DIVISION

Junior (7-13) Senior (14-18)

Classes must be designated on entry card "A" for Junior or "B" Senior. (Example: 565A)

The following material to be judged on quality.

Posters and Mini-displays will be judged separately.

Must be enrolled in project to exhibit in this division.

CLASSES:

Junior (7-13) Senior (14-18)

576. Poster
577. Display
578. Notebook
579. Consultation Judging w/live animals
580. Article for farm, home or shop use.

Standards for the Exhibitor:

1. To understand and demonstrate a wardrobe plan.
2. To understand how selected garment (s) and accessories enhance their personal/public presentation.
3. To understand the value of this garment/outfit and how it fits into the family's clothing budget.
4. To be able to describe how they have accepted personal responsibility in caring for their garment /outfit.
5. To visually demonstrate personal fitness and grooming and clothing/accessories comfort and safety.
6. To be able to describe how they cared for the garment/outfit and how it has proved to fit into their wardrobe plan.

Scoreboard

- I. General Appearance and Knowledge—70%
 - a. Posture, poise
 - b. Personal grooming
 - c. Garment condition
 - d. Fit of garment
 - e. Modeling skills
 - f. Accessories used to create a total look
 - g. Knowledge of wardrobe plan
- II. Construction Appearance and Lifecycle Knowledge—30%
 - a. Quality of construction
 - b. Appropriate finishing techniques used
 - c. Plan for clothing care and life cycle
 - d. Able to calculate value per wear

INTERIOR DESIGN & ARCHITECTURE—Courtney Watkins

Read general rules.

Junior (7-13) Senior (14-18)

Classes must be designated on entry card with "A" Junior or "B" Senior. (Example: 558A)

- a. Open only to members enrolled in project. No member may show more than one group exhibit.
- b. Articles may have been used, but if so, shall be carefully laundered or cleaned before being exhibited.
- c. Only articles to be judged may be included in the exhibit.
- d. Labels: A label containing names, address, county and class shall be typewritten on a 1x3" piece of white cotton tape and sewed to the article on the underneath side near a corner or edge. In case of furniture, etc., a paper label of the same size is to be pasted or tied to the exhibit. Each piece making an exhibit must carry a label.
- e. For 4H Home Improvement group exhibits shall be accompanied by a brief story in which the member tells about his project. The room selected, the longtime plan for the improvement of the room, improvements made this year and how they were made, cost record of improvements made to date.
- f. Poster or notebook may include swatches, colors, stories, photographs, and project records which detail what was accomplished this year with a given indication for long term plans.

CLASSES

558. Single Exhibit: An article made by the 4H member for the home, include explanation of how it was made, cost,

ASTRONOMY Junior (7-13) Senior (14-18)

The exhibit area is designed to provide youth the opportunity to explore space through telescopes, research, and observation.

For a complete set of Kansas State Fair Rules ask the Extension office for a set. NOT ALL RULES ARE PRINTED HERE.

1. The 4-H member must be currently enrolled in the 4-H Astronomy project to exhibit in this division.
2. Each exhibitor may enter one exhibit per class.
3. Telescopes entered in this division may be built from a kit or by original design. Pre-finished telescopes, which require no construction or painting are not acceptable exhibits.
4. Telescopes are limited to no more than six feet in length. They must be placed on a stationary stand that does not allow the telescope to roll and/or fall over. The stand cannot extend past two feet in length or width.

CLASSES:

1. Telescope made from kit.
2. Telescope made from original design.

Educational Display Classes:

Display
Notebook
Poster

Stem educational rules and classes pages 74-75

ELECTRIC & RENEWABLE ENERGY—Hunter & Stephen Riffle

- a. Read general rules.
- b. Only those who have met the requirements of the energy management project are eligible to exhibit in this division.
- c. Articles that have been in use should be cleaned for exhibit.
- d. A sheet of operating instructions must be furnished for any exhibit not self-explanatory.
- e. Project (classes 4600, 4601 and 4602) must be operable using only 110 or 120V AC or battery power. If battery power is required, batteries must be furnished.
- f. Any project with a complexity of size or electronics must have (1) instruction for assembly and use (2) equipment available at the time of judging for actually testing of the exhibit.
- g. No hand dipped solder may be used on exhibits.

Electrical and Electronics

4600.AC Electric. Electric projects with a 110 or 120 V alternating current (AC) power source. Some project examples are household wiring demonstrations, small appliances extension cords, trouble lights, indoor or outdoor wiring boards, or shop lights. Projects may be a restoration or original construction. The project must be operational and meet minimum safety standards. AC projects must be 110/120 V, no 240V exhibits are allowed, and must be constructed such that the judges have access to examine the quality of workmanship.

4603. Educational Displays and Exhibits. The purpose of the educational display and exhibit is to educate the viewer about a specific area of the 4-H electrical or electronics project. The display or exhibit should illustrate one basic idea. This class includes any educational displays, exhibits or science fair type projects which DO NOT have a power source, i.e. exhibits, posters or displays of wire types, conduit types, electrical safety, tool or motor parts identification or electrical terminology. Educational displays and exhibits must be legible from a distance of four feet, using a maximum tri-fold size of 3'x4'.

4621: EXPERIMENT—Display an experiment addressing a problem or question related to power generated from a renewable energy source. Include hypothesis, background research, variables, a control, data, findings, conclusions and recommendations for future study.

551. Other

- lacework; and/or f) appliqué.
- 508. Patchwork and Quilting, an article
- 509. Rug making, a rug
- 510. Spinning, a skein
- 511. Weaving, a woven article
- 512. Ethnic arts, an article macramé, an article
- 513. Macramé
- 514. Fiber Arts Educational Notebook

SEWING AND TEXTILE DESIGN

Rene' & Ella Roberts, Chairmen

Junior Intermediate Senior

Classes must be designated on entry card

"A" Junior

"B" Senior. (Example: 519A)

- a. Read general rules.
- b. All construction work must be product of the current year.
- c. Articles, garments, outfits may have been used/worn but should be carefully ironed, laundered or cleaned before being exhibited.
- d. Identification Labels
 1. Type or print on 3" x 2 1/2" piece of cloth: Class Number, County or District, Name. (Label provided)
 2. Attach labels with safety pins to inside of garment (back of neck, center back of waistband, or left end of apron band). Label each piece.
- e. Pre cut kits are acceptable for all clothing classes. All articles/garments must be finished for use.
- f. Educational Exhibit Classes. Share with others what you learned in this project. Exhibits may be in the form of a poster, notebook or display. Take care to select durable materials that will withstand conditions. If the exhibit is a poster, it must not be larger than 22"x28". If the exhibit is a display, maximum size is a 3'x4' tri-fold display board. Name and county/district must be clearly marked on educational exhibits. No card table exhibits allowed.
- g. All clothing construction judging and style revue judging will be held Monday. All entry forms are due in Extension office by Monday, July 8th.
- h. May enter as many articles per class as desired
- i. Age determined by age on Jan. 1.

CLASSES

519. An article, garment, or outfit constructed by a 7-13 year old
520. Educational exhibit prepared by a 7-13 exhibitor
521. An article, garment, or outfit constructed by a 14-18 year old
522. Educational exhibit prepared by a 14-18 exhibitor.
523. Recycled Clothing Project— project must be created from a recycled clothing item. A 3x5 note card must accompany the exhibit explaining your process.

COMPUTER SCIENCE

For a complete set of Kansas State Fair Rules ask the Extension office for a set. NOT ALL RULES ARE PRINTED HERE.

Junior (7-13) Senior (14-18)

1. Any item which **IS NOT** a notebook, display board, or poster displayed in this class is considered a "computer system" exhibit and **MUST** follow the rules set forth below.
2. The actual construction of computer hardware (i.e., building a computer, electronic devices with a mother-board-based manipulation) will remain in the Energy Management division.
3. 4-H members must be currently enrolled in the 4-H STEM—Computers project to exhibit in this division.
4. Each exhibitor may enter one exhibit per class.
5. Physical computers such as tablets, smart phones, laptops, or personal computers (PCs) will not be accepted as an exhibit.
6. All exhibits must be:
 - A.** Self-contained on a USB drive (thumb drive, flash drive, jump drive, or other any other name for a small USB storage device; the rules will use "USB drive").
 - B.** OR System-On-a-Chip (SOC) (such as Raspberry PI) or a Micro-Controller (such as an Arduino or Ozobot) AND is a compact (less than 8"x8"x8") system, which can be programmed AND requires minimal assembly to operate (e.g. connecting power, display, and keyboard/mouse cables).
7. Each exhibit must be accompanied by a "4-H Engineer's Journal." The engineer's journal should be typed. It can either be included electronically on the USB drive (preferred) or printed and placed in the manila envelope.

Computer System Division Classes

- 5590 Computer program, application, app, script, or coded system that is new and unique (not merely a file run in a program, such as a 'word document' or a picture drawn in "Microsoft Paint").
- 5591 Computer presentation (power point< web page/site, animated graphics such as gifs, etc.)
- 5592 Single computer system (web server, database server, etc.) represented as a virtual machine.
- 5593 Networked system consisting of two or more virtual machines.
- 5594 Chip system—a small (8"x8"x8")programmed physical device that accomplished a specific task.

Educational Display classes:

Display
Notebook
Poster

Stem educational rules and classes pages 74-75

Junior (7-13)**Senior (14-18)**

Classes must be designated on entry card “A” for Junior or “B” for Senior. (Example: 407A)

All exhibits should involve engines smaller than 20 horsepower for classes 407-409. Displays are limited to 4' wide and 4' deep—both upright and floor displays.

- a. Only those who have met the requirements of the small engine project are eligible to exhibit in this division.
- b. An exhibitor may enter up to three items in this division, but only one article per class. Use the entry card available from your Extension Office. Record all requested information and securely attach to exhibit.
- c. Items that have been in use should be cleaned for exhibit.

CLASSES

4610. DISPLAY—Exhibit a display, selecting one of the following options: 1) a display identifying different engine or lawn and garden equipment parts or a display showing the function of the various engine or lawn and garden equipment parts; OR 2) a display identifying and explaining the function(s) of different special tools needed for small engine work; OR 3) a display illustrating and providing the results of any one of experiments that are included in the project books. No complete engines, lawn tractors, tillers, chainsaws are permitted for display. Maximum tri-fold size is 3' x 4'.

4611. MAINTENANCE—Exhibit a display that illustrates either 1) Routine maintenance procedures OR 2) Diagnosing and trouble shooting specific problems in an engine. No complete engines, lawn tractors, tillers, chainsaws, etc are permitted for display, using a maximum tri-fold size of 3' x 4'.

4612. OPERATION—Exhibit an operable small engine (no more than 20 HP) overhauled or rebuilt by the member. Include maintenance schedule for the engine and a brief description of steps taken by the member overhauling or rebuilding the engine. Maximum tri-fold size is 3' x 4'.

(A form of energy derived from a natural source, such as the sun, geothermal, wind, tides or waves)

- a. Fiber Arts is defined as any method of creating a unique design with fiber, fabric or yarn. This may include: making fabric (such as weaving, crochet, knitting, needlepoint); or when existing fabric is changed into something quite different (such as quilting or embroidery or ethnic art.) Ethnic Fiber Arts should use a fiber, yarn, or fabric to create the design exhibit. **Non-textile (examples include wood, reed, straw, grass, etc.) baskets/pieces should be entered in the Visual Arts Division.**
- b. No exhibit will be released for any other use. State Fair fiber arts exhibits cannot be used for any of the Fashion Revue classes.
- c. `
- d. When articles which are normally worn as a pair are exhibited, both articles must be shown together. Fasten articles together securely with yarn.
- e. Special consideration will be given to articles which are of original design. Such articles should have a note attached explaining the original design.
- f. The exhibitor may attach an index card, no larger than 4x6", with the entry form to give the judge any information which the exhibitor thinks would be helpful for the judge to know.
Explain whether you created the fabric for a knitted article by hand or by a knitting machine. Explain if the exhibit contains any recycled materials, or is made of at least 90% wool.
- g. Fiber Arts Educational Notebook—Share with others what you learned in this project about a particular Fiber Art. Exhibits should be in the form of a notebook or binder. The notebook should include a narrative section describing the fiber art. It should include a clear description of the project, technique, budget, supplies, goals, accomplishments, successes, failures and future plan. It may include samples of techniques, how-tos, photographs of completed projects, or other ways of educating others about fiber arts. NOTE: A collection of brochures, web pages, patterns, record book forms, etc. does not constitute an educational notebook. Follow copyright laws as explained in the General Rules as you are preparing your exhibit. Name, local unit and fiber must be clearly marked in the notebook.

Quality of display materials – 20%.

CLASSES**Junior (7-13) Senior (14-18)**

Classes must be designated on entry card with “A” for Junior or “B” Senior. (Example: 505A)

505. Crocheting, an article
506. Knitting, an article made either by hand or by machine.
507. Needle arts, an article created by hand using any of the following techniques: a) embroidery and cross-stitch; b) needlepoint; c) candle wicking; d) crewel; e)

cutting in which the top of the stone forms a domed or curved convex surface. Three of the specimens must be mounted into jewelry findings.

VISUAL ARTS – Jessie Roberts & Chris Roberts

Junior (7-13) Senior (14-18)

Classes must be designated on entry card with “A” for Junior or “B” for Senior (Example: 435A)

- a. Read general rules.
- b. All work should have been completed in the current club year.
- c. 4H members must be enrolled in the Visual Arts to exhibit in this project.
- d. Kits and originals will be judged separately.
- e. All pictures and wall hangings **must be prepared for hanging.**
- f. Entry cards need to be placed on each exhibit at the consultation judging, as well as at the fair.
- g. **Consultation judging will be held on Wednesday, at 9:00 a.m. at the 4H Building.**
- h. Each class may have a class champion and a reserve class champion in junior and senior divisions. Each phase such as Arts and Crafts, Leather and Ceramics may have a phase champion and reserve champion in both junior and senior divisions. An overall grand champion and reserve grand champion will be selected from the phase champions/reserve champions in the junior and senior divisions.
- i. Sketching and oil painting should be matted or framed and ready to hang.
- j. **An exhibitor may enter as many exhibits per class as they want.**

CLASSES

434. Fine Arts:

Oil, chalk, charcoal, dyes, pastels, pencil, ink, acrylic, or watercolor on canvas, canvas board, paper, wood, metal, or textiles, framed as a picture, prepared for hanging. Stretched canvas art on a wooden frame is considered prepared for hanging provided that frame has a hanger.

435. Clay and Ceramics:

Any original item made of clay, may be fired or unfired, hand formed, or thrown on a wheel, self-hardening, fare/oven-cured, and/or cornstarch clays are acceptable. Items can include, but are not limited to, clay, statues, bowls, etc.

436. Leather and Jewelry:

Any leather stamping, carving, tooling, lacing, or stitching piece or any jewelry piece made from any medium are acceptable exhibits.

437. Three-Dimensional:

The piece must be observable on at least three sides and should be either free-standing or prepared to be hung. Craft and pre-formed or assembled projects are not acceptable.

438. General Crafts:

This category incorporates miscellaneous pieces that do not correspond to the four, above-mentioned categories.

WOODWORKING – Justen & Tanner

Junior (7-13)

Senior (14-18)

Classes must be designated on entry card with a “A” for Junior or “B” Senior. (Example: 408A)

- a. Read general rules.
- b. Designate on entry if article is original or kit construction.
- c. The plan from which it is constructed must be with the article exhibited. Enclosed in Ziploc bag, tied /secured to project.
- d. **Plan must be complete and accurate, either by scale drawing or fully dimensioned to the extent that a duplicate article could be built using the plan as a guide.**

CLASSES

420. Article for farm or shop use.

421. Furniture for household or lawn use.

422. Other woodwork. Articles not included in above classes including any article made from a kit. Examples: bird house, bird feeder, household equipment such as knife racks, bread boards, door stops, etc.

GEOLOGY – Glenn Roberts, Tanner

Junior (7-13)

Senior (14-18)

Classes must be designated on entry card with a “A” for Junior or “B” Senior. (Example: 416A)

- a. Read general rules.
- b. Specimens must be collected by exhibitor.
- c. Exhibit may contain:
 - (a) Fossil, minerals or rocks
 - (b) Combination of the above label
 - (c) Name, fossils, mineral or rock
 - (d) Location where item was found
 - (e) Date collected
- d. The standard size exhibit box should be 18”x24”x3 ½”. All specimens are to be arranged across the narrow (18”) dimension of the exhibit box, making 18” across the top and 24” deep. If a box has a sliding Plexiglas cover, it must be removable from the top. Screw, locks or other devices that would prevent judges from removing cover should not be used. Each exhibitor is required to identify each display box by placing an identification label bearing name, county and number of specimens in the upper left-hand corner of the cover (inside), and by attaching a label with the same information to the back of the box.
- e. Exhibitor may enter in both geology and lapidary classes. Exhibitor may show in only one of the first three geology classes (406-408). Exhibitor may also show in geology class 4 (special exhibit) and in the lapidary class.
- f. Geology specimens should be labeled with the number of the specimens, date collected, specimen name, or description and locality (county) where collected. For the geology classes (406-408) specimens should be mounted in the box by proper groups – rock, minerals and fossils.

- g. For the geology classes (406-408) all specimens must be collected from locations in Kansas. Out-of-state specimens will not count in the minimum number for the class, nor will they be considered in the judging. Boxes with glass covers will not be accepted at State Fair. Plexiglas covered wooden boxes are required.
- h. The overall grand champion will receive a prize.

Geology

- a. Display at least 15 rocks, minerals and fossils collected the current 4H year. Limited to one exhibit box 18"x24"x3 ½" with Plexiglas cover. This class is open to those exhibiting first or second time at the State Fair. Fossils must be identified to the phylum level.
- b. Display at least 30 rocks, minerals and fossils at least 5 of each. Fifteen must be collected during the current 4H year. Limited to one exhibit box 18"x24"x3 ½" with Plexiglas cover. This class is open to those exhibiting either first or second time at the State Fair. Fossils must be identified to the Phylum level.
first or second time at the State Fair. Fossils must be identified to the phylum level.
- c. Display at least 45 rocks, minerals, or fossils, at least 5 of each. More than one specimen of the same kind of rock or mineral or species of fossil may be exhibited if this duplication represents different geological formations. Specimen label must show this distinction. (Fort Hays limestone not just limestone; exact species must have different formation names listed on the I.D. card: Composita Brachiopoda from Morrill limestone not just Brachiopoda or Composite Brachiopoda). Exhibit limited to two boxes 18"x24"x3 ½" with Plexiglas cover. Exhibit must include approximately 15 specimens of current year's work. Rocks must be identified by their proper name and type. Fossils must be identified to the Phylum level. This class is open to those exhibiting either the third or fourth time at State Fair.
- d. Display at least 60 rocks, minerals, or fossils at least 5 of each. More than one specimen of the same kind of rock or mineral or species of fossil may be exhibited if this duplication represents different geological formations. Specimen label must show this distinction (Fort Hays limestone not just limestone; exact species must have different formation names listed on the I.D. card: Composita Brachiopoda from Morrill Limestone not just Brachiopoda or Composita Brachiopoda). Exhibit limited to two boxes 18"x24"x3 ½" with plexiglass cover. Exhibit must include approximately 15 specimens of current year's work. Rocks must be identified by their proper name and type. Fossil must be identified to the Phylum, class and genus levels if possible. This class is open to those exhibiting the fifth time or more at the State Fair.
- e. Special exhibit relating to every day living; or to a mineral test, a rock formation, geological history, species of a fossil, forms of one mineral, a variation of one kind of rock, archaeological artifacts, or Indian artifacts. Exhibit limited to 4 feet of table space. Exhibitor may show in the class regardless of number of times he or she has exhibited at State Fair or whether exhibitor has entries in classes

406, 409. Exhibitor may also exhibit in Lapidary Class.

CLASSES

- 427. 15 different rocks, minerals or fossils
- 428. 30 different rocks, minerals or fossils
- 429. 45 different rocks, minerals or fossils
- 430. 60 different rocks, minerals or fossils.
- 431. Geology Education Exhibit

Lapidary

Lapidary: Advanced project related to lapidary.

- a. May include special exhibit or gemstones and minerals or unique lapidary treatments (carvings, spheres, etc.).
- b. The Lapidary classes will be judged on the following criteria:

Workmanship and Content	60 pts
Presentation and Showmanship	30 pts
Accuracy of information	10 pts

An exhibit box smaller than the standard size may be used for the lapidary exhibits if approximate (18"x24"x3 ½"). Specimens should be arranged across the (18") dimension of the exhibit box, making the exhibit 18" across the top and 12" deep.

CLASSES

- 5300. Display at least 5 varieties of polished (tumbled) specimens and 5 varieties of unpolished specimens that have not yet received lapidary treatment. These do not have to be an example of "before and after", nor do they have to be self-collected. Locales must be identified. Only those exhibiting lapidary at the State Fair for the first time may exhibit in this class.
- 5301. Display before-and-after examples of at least 3 varieties of specimens, at least 2 tumble-polished and 2 unpolished of each. There is no requirement that the 4-H'er collect any of these. Locales must be identified. Lapidary work should be done during the current 4-H year.
- 5302. Display before-and-after examples of at least 6 varieties of specimens, at least 2 tumble-polished and 2 unpolished of each. At least two varieties should be collected from the native site by the 4-H'er, at least one of which comes from Kansas. Locales must be identified. Lapidary work on at least three varieties should be done during the current 4-H year.
- 5303. Display before-and-after examples of at least 9 varieties of specimens, at least 2 tumble-polished and 2 unpolished of each. At least three varieties should be collected from the native site by the 4-H'er, at least two of which comes from Kansas. Locales must be identified. Lapidary work on at least three varieties should be done during the current 4-H year.
- 5304. Exhibit at least 6 specimens that have not previously been exhibited, which have received lapidary treatment. Lapidary treatment may consist of polishing, and end, face, or flat lapping. Specimens must represent at least 3 different varieties and include at least three cabochons of any size of shape, only one of which may be free-formed. A cabochon is a style of